



# NFL EUROPA LEAGUE LEADERS

2007 Season, Week 10

## TOUCHDOWNS

|                        | TD | Rush | Recv | Ret | Pts |
|------------------------|----|------|------|-----|-----|
| J.Smith, Ams           | 9  | 8    | 1    | 0   | 54  |
| M.Maxwell, Ham (SF)    | 7  | 0    | 7    | 0   | 42  |
| B.Blizzard, Col        | 6  | 0    | 6    | 0   | 36  |
| A.Hosack, Fra          | 6  | 0    | 6    | 0   | 36  |
| S.Fulton, Ams          | 5  | 0    | 5    | 0   | 30  |
| D.Ross, Col (KC)       | 5  | 5    | 0    | 0   | 30  |
| J.Petrowski, Fra (TEN) | 5  | 0    | 5    | 0   | 30  |
| C.Anthony, Rhe         | 5  | 4    | 1    | 0   | 30  |
| B.Middleton, Fra       | 4  | 0    | 3    | 1   | 24  |
| T.Hollings, Ham        | 4  | 4    | 0    | 0   | 24  |
| C.Murray, Ber          | 4  | 4    | 0    | 0   | 24  |

## KICKING

|                      | PAT   | FG    | Lg | Pts |
|----------------------|-------|-------|----|-----|
| R.Lloyd, Fra         | 28/28 | 16/23 | 56 | 78  |
| S.Andrus, Ham (IND)  | 23/24 | 14/17 | 47 | 65  |
| N.Novak, Col (CHI)   | 25/25 | 10/17 | 49 | 55  |
| J.Johnson, Ams       | 21/24 | 7/8   | 49 | 42  |
| M.Brubaker, Rhe      | 15/16 | 7/8   | 36 | 36  |
| A.Jacas, Ber         | 9/9   | 7/13  | 55 | 33  |
| C.Hughes, Rhe (PIT)  | 1/1   | 7/7   | 37 | 22  |
| D.J.Fitzpatrick, Ber | 6/6   | 3/6   | 34 | 15  |

## LEADING PASSERS

|                           | Att | Comp | Pct Comp | Yds   | Avg Gain | TD | Pct TD | Long | Int | Pct Int | Sk/Lost | Rating Points |
|---------------------------|-----|------|----------|-------|----------|----|--------|------|-----|---------|---------|---------------|
| J.T.O'Sullivan, Fra (CHI) | 254 | 174  | 68.5%    | 2,201 | 8.67     | 16 | 6.3%   | 65t  | 7   | 2.8%    | 13/120  | 104.8         |
| E.Meyer, Col              | 204 | 140  | 68.6%    | 1,604 | 7.86     | 13 | 6.4%   | 50   | 6   | 2.9%    | 24/152  | 101.0         |
| C.Bramlet, Ham (WAS)      | 254 | 151  | 59.4%    | 2,019 | 7.95     | 16 | 6.3%   | 75t  | 5   | 2.0%    | 14/73   | 97.5          |
| C.Pickett, Rhe            | 205 | 132  | 64.4%    | 1,373 | 6.70     | 6  | 2.9%   | 46   | 6   | 2.9%    | 20/159  | 81.2          |
| D.Olson, Ams (BAL)        | 310 | 170  | 54.8%    | 1,967 | 6.35     | 13 | 4.2%   | 58   | 13  | 4.2%    | 21/125  | 70.7          |
| T.Lulay, Ber (SEA)        | 207 | 120  | 58.0%    | 1,415 | 6.84     | 4  | 1.9%   | 63t  | 8   | 3.9%    | 13/87   | 69.2          |

## RECEPTIONS

|                        | No | Yds | Avg  | Lg  | TD |
|------------------------|----|-----|------|-----|----|
| S.Fulton, Ams          | 49 | 650 | 13.3 | 42  | 5  |
| B.Middleton, Fra       | 45 | 540 | 12.0 | 44  | 3  |
| C.Brewster, Ber (GB)   | 37 | 548 | 14.8 | 55t | 1  |
| B.Blizzard, Col        | 37 | 489 | 13.2 | 40  | 6  |
| L.Croom, Ams           | 33 | 345 | 10.5 | 51  | 0  |
| J.Jenkins, Ham         | 32 | 509 | 15.9 | 50  | 2  |
| P.K.Sam, Rhe (MIA)     | 32 | 529 | 16.5 | 46  | 3  |
| J.Petrowski, Fra (TEN) | 32 | 474 | 14.8 | 42  | 5  |
| M.Maxwell, Ham (SF)    | 32 | 499 | 15.6 | 51  | 7  |
| J.Surrency, Ams (MIN)  | 31 | 288 | 9.3  | 19  | 2  |

## RECEIVING YARDS

|                        | Yds | No | Avg  | Lg  | TD |
|------------------------|-----|----|------|-----|----|
| S.Fulton, Ams          | 650 | 49 | 13.3 | 42  | 5  |
| C.Brewster, Ber (GB)   | 548 | 37 | 14.8 | 55t | 1  |
| B.Middleton, Fra       | 540 | 45 | 12.0 | 44  | 3  |
| P.K.Sam, Rhe (MIA)     | 529 | 32 | 16.5 | 46  | 3  |
| J.Jenkins, Ham         | 509 | 32 | 15.9 | 50  | 2  |
| M.Maxwell, Ham (SF)    | 499 | 32 | 15.6 | 51  | 7  |
| B.Blizzard, Col        | 489 | 37 | 13.2 | 40  | 6  |
| J.Petrowski, Fra (TEN) | 474 | 32 | 14.8 | 42  | 5  |
| B.Toler, Col           | 394 | 28 | 14.1 | 43  | 1  |
| N.Kinoshita, Ams (Nat) | 364 | 23 | 15.8 | 58  | 2  |

## LEADING RUSHERS

|                      | No  | Yds | Avg | Lg  | TD |
|----------------------|-----|-----|-----|-----|----|
| D.Ross, Col (KC)     | 209 | 802 | 3.8 | 40  | 5  |
| C.Barclay, Ber (CLE) | 146 | 762 | 5.2 | 52  | 2  |
| J.Smith, Ams         | 97  | 412 | 4.2 | 34t | 8  |
| C.Anthony, Rhe       | 89  | 402 | 4.5 | 23t | 4  |
| T.Hollings, Ham      | 101 | 389 | 3.9 | 40  | 4  |
| A.J.Harris, Col      | 97  | 365 | 3.8 | 54t | 2  |
| Q.Griffin, Ham       | 77  | 358 | 4.6 | 30  | 0  |
| S.Edwards, Fra       | 84  | 277 | 3.3 | 21  | 1  |
| C.Murray, Ber        | 77  | 234 | 3.0 | 20  | 4  |
| L.Croom, Ams         | 65  | 226 | 3.5 | 19  | 0  |

## TOTAL YARDS FROM SCRIMMAGE

|                      | Total | Rush | Recv |
|----------------------|-------|------|------|
| D.Ross, Col (KC)     | 933   | 802  | 131  |
| C.Barclay, Ber (CLE) | 919   | 762  | 157  |
| S.Fulton, Ams        | 650   | 0    | 650  |
| L.Croom, Ams         | 571   | 226  | 345  |
| B.Middleton, Fra     | 570   | 30   | 540  |
| C.Brewster, Ber (GB) | 564   | 16   | 548  |
| C.Anthony, Rhe       | 554   | 402  | 152  |
| J.Smith, Ams         | 545   | 412  | 133  |
| P.K.Sam, Rhe (MIA)   | 529   | 0    | 529  |
| J.Jenkins, Ham       | 521   | 12   | 509  |

## Combined Net Yards Gained

|                        | Total | Rush | Recv | Int | Punt | KO  | Fumb |
|------------------------|-------|------|------|-----|------|-----|------|
| C.Barclay, Ber (CLE)   | 1,699 | 762  | 157  | 0   | 19   | 761 | 0    |
| N.Kinoshita, Ams (Nat) | 1,143 | 0    | 364  | 0   | 175  | 604 | 0    |
| B.Middleton, Fra       | 1,003 | 30   | 540  | 0   | 211  | 222 | 0    |
| D.Ross, Col (KC)       | 933   | 802  | 131  | 0   | 0    | 0   | 0    |
| M.Franklin, Rhe        | 786   | 133  | 166  | 0   | 151  | 336 | 0    |
| Q.Griffin, Ham         | 712   | 358  | 22   | 0   | 0    | 332 | 0    |
| L.Croom, Ams           | 682   | 226  | 345  | 0   | 0    | 111 | 0    |
| S.Fulton, Ams          | 650   | 0    | 650  | 0   | 0    | 0   | 0    |
| A.J.Harris, Col        | 618   | 365  | 149  | 0   | 0    | 104 | 0    |
| J.Smith, Ams           | 598   | 412  | 133  | 0   | 0    | 53  | 0    |

## LEADING PUNTERS

|                       | No | Yds   | Lg | Avg  | TB | Blk | Ret | Yds | In | Net Avg |
|-----------------------|----|-------|----|------|----|-----|-----|-----|----|---------|
| D.Baugher, Rhe (NE)   | 47 | 2,040 | 59 | 43.4 | 4  | 1   | 22  | 140 | 15 | 37.9    |
| G.Pakulak, Ams (TEN)  | 45 | 1,950 | 59 | 43.3 | 3  | 2   | 19  | 183 | 14 | 36.3    |
| K.Basler, Fra (CLE)   | 26 | 1,091 | 55 | 42.0 | 2  | 2   | 15  | 117 | 7  | 33.4    |
| J.Stelly, Col (CHI)   | 43 | 1,784 | 60 | 41.5 | 2  | 1   | 21  | 241 | 16 | 34.2    |
| A.Anderson, Ham (ATL) | 41 | 1,680 | 60 | 41.0 | 6  | 0   | 13  | 133 | 15 | 34.8    |
| T.Malone, Ber (NE)    | 39 | 1,538 | 55 | 39.4 | 3  | 0   | 21  | 197 | 5  | 32.8    |

## PUNT RETURN LEADERS

|                        | No | Yds | Avg  | Lg  | TD |
|------------------------|----|-----|------|-----|----|
| N.Kinoshita, Ams (Nat) | 11 | 175 | 15.9 | 86t | 1  |
| B.Middleton, Fra       | 19 | 211 | 11.1 | 71t | 1  |
| M.Franklin, Rhe        | 17 | 151 | 8.9  | 23  | 0  |
| R.Parson, Ham (OAK)    | 19 | 101 | 5.3  | 20  | 0  |



# NFL EUROPA LEAGUE LEADERS

2007 Season, Week 10

| KICKOFF RETURN LEADERS |    |     |      |     |    |
|------------------------|----|-----|------|-----|----|
|                        | No | Yds | Avg  | Lg  | TD |
| C.Barclay, Ber (CLE)   | 32 | 761 | 23.8 | 99t | 1  |
| D.Sheldon, Col (ATL)   | 19 | 448 | 23.6 | 38  | 0  |
| N.Kinoshita, Ams (Nat) | 26 | 604 | 23.2 | 56  | 0  |
| R.Parson, Ham (OAK)    | 20 | 455 | 22.8 | 55  | 0  |
| M.Franklin, Rhe        | 15 | 336 | 22.4 | 29  | 0  |
| J.Surrency, Ams (MIN)  | 13 | 282 | 21.7 | 30  | 0  |
| J.Jamison, Fra (PHI)   | 11 | 202 | 18.4 | 26  | 0  |

| INTERCEPTIONS         |    |     |      |      |    |
|-----------------------|----|-----|------|------|----|
|                       | No | Yds | Avg  | Lg   | TD |
| C.Smith, Col (CLE)    | 3  | 50  | 16.7 | 37   | 0  |
| C.Thompson, Ber       | 2  | 100 | 50.0 | 100t | 1  |
| S.Mitchell, Fra (MIA) | 2  | 81  | 40.5 | 81t  | 1  |
| A.Pace, Rhe           | 2  | 79  | 39.5 | 60t  | 1  |
| J.Enzor, Rhe          | 2  | 72  | 36.0 | 65t  | 2  |
| D.Williams, Fra       | 2  | 65  | 32.5 | 33   | 0  |
| K.Curtis, Col         | 2  | 62  | 31.0 | 62   | 0  |
| B.Grimes, Ham (ATL)   | 2  | 54  | 27.0 | 35t  | 1  |
| B.Alford, Fra         | 2  | 33  | 16.5 | 33   | 0  |
| E.Kwaku, Fra          | 2  | 33  | 16.5 | 30   | 0  |
| K.House, Col          | 2  | 23  | 11.5 | 23   | 0  |
| E.Harris, Ams (PHI)   | 2  | 19  | 9.5  | 19   | 0  |
| G.Franklin, Col (SD)  | 2  | 19  | 9.5  | 18   | 0  |
| S.Mayer, Ham          | 2  | 17  | 8.5  | 15   | 0  |
| C.Harrell, Ber        | 2  | 7   | 3.5  | 5    | 0  |

| SACKS                  |      | No   | Yds |
|------------------------|------|------|-----|
| J.Hall, Col (CAR)      | 12.0 | 83.0 |     |
| W.Curry, Ber (JAX)     | 5.5  | 35.5 |     |
| J.Syptak, Fra (KC)     | 5.5  | 24.0 |     |
| B.Ishola, Ham (Nat)    | 5.0  | 45.0 |     |
| J.Kurpeikis, Ham       | 5.0  | 33.0 |     |
| U.Winkler, Fra (Nat)   | 4.5  | 29.0 |     |
| D.Tollefson, Ber (OAK) | 4.5  | 22.5 |     |
| T.Smith, Ham           | 4.0  | 25.0 |     |
| T.Jones, Ams           | 4.0  | 24.0 |     |
| D.Rehage, Rhe (PIT)    | 3.5  | 35.0 |     |
| K.Vickerson, Col (MIA) | 3.5  | 33.5 |     |
| G.Gibson, Ham          | 3.5  | 22.5 |     |
| M.West, Ams            | 3.5  | 21.5 |     |

| TOTAL OFFENSE | Total | Rushing | Passing |
|---------------|-------|---------|---------|
| Frankfurt     | 3,555 | 1,060   | 2,495   |
| Berlin        | 3,238 | 1,530   | 1,708   |
| Cologne       | 3,071 | 1,362   | 1,709   |
| Hamburg       | 3,064 | 986     | 2,078   |
| Amsterdam     | 2,836 | 708     | 2,128   |
| Rhein         | 2,373 | 764     | 1,609   |

| TOTAL DEFENSE | Total | Rushing | Passing |
|---------------|-------|---------|---------|
| Cologne       | 2,561 | 838     | 1,723   |
| Hamburg       | 2,980 | 1,093   | 1,887   |
| Berlin        | 3,005 | 987     | 2,018   |
| Frankfurt     | 3,049 | 971     | 2,078   |
| Rhein         | 3,108 | 1,193   | 1,915   |
| Amsterdam     | 3,434 | 1,328   | 2,106   |

| TURNOVERS | TAKE AWAYS |     |       | GIVE AWAYS |     |       | = | Net Diff |
|-----------|------------|-----|-------|------------|-----|-------|---|----------|
|           | Int        | Fum | Total | Int        | Fum | Total |   |          |
| Frankfurt | 15         | 9   | 24    | 9          | 7   | 16    | = | 8        |
| Hamburg   | 9          | 7   | 16    | 8          | 4   | 12    | = | 4        |
| Cologne   | 13         | 7   | 20    | 9          | 10  | 19    | = | 1        |
| Berlin    | 8          | 6   | 14    | 10         | 6   | 16    | = | -2       |
| Rhein     | 10         | 9   | 19    | 8          | 14  | 22    | = | -3       |
| Amsterdam | 4          | 9   | 13    | 15         | 6   | 21    | = | -8       |








| RED ZONE OFFENSE | No | TD | TD%   | FG | FG%   | Overall % |
|------------------|----|----|-------|----|-------|-----------|
| Hamburg          | 29 | 17 | 58.6% | 9  | 31.0% | 89.7%     |
| Frankfurt        | 29 | 13 | 44.8% | 11 | 37.9% | 82.8%     |
| Amsterdam        | 26 | 17 | 65.4% | 4  | 15.4% | 80.8%     |
| Cologne          | 27 | 15 | 55.6% | 7  | 25.9% | 81.5%     |
| Rhein            | 32 | 13 | 40.6% | 12 | 37.5% | 78.1%     |
| Berlin           | 27 | 11 | 40.7% | 5  | 18.5% | 59.3%     |

| RED ZONE DEFENSE | No | TD | TD%   | FG | FG%   | Overall % |
|------------------|----|----|-------|----|-------|-----------|
| Amsterdam        | 38 | 14 | 36.8% | 14 | 36.8% | 73.7%     |
| Frankfurt        | 31 | 18 | 58.1% | 6  | 19.4% | 77.4%     |
| Berlin           | 22 | 12 | 54.5% | 5  | 22.7% | 77.3%     |
| Rhein            | 28 | 13 | 46.4% | 10 | 35.7% | 82.1%     |
| Cologne          | 22 | 13 | 59.1% | 5  | 22.7% | 81.8%     |
| Hamburg          | 29 | 16 | 55.2% | 8  | 27.6% | 82.8%     |

| BIG PLAYS (20 plus yards) | No | Rush | Pass | BIG PLAYS ALLOWED | No | Rush | Pass |
|---------------------------|----|------|------|-------------------|----|------|------|
| Frankfurt                 | 42 | 7    | 35   | Amsterdam         | 41 | 7    | 34   |
| Berlin                    | 33 | 9    | 24   | Frankfurt         | 29 | 6    | 23   |
| Cologne                   | 33 | 8    | 25   | Rhein             | 29 | 7    | 22   |
| Amsterdam                 | 28 | 1    | 27   | Berlin            | 29 | 4    | 25   |
| Hamburg                   | 26 | 5    | 21   | Hamburg           | 29 | 8    | 21   |
| Rhein                     | 21 | 4    | 17   | Cologne           | 26 | 2    | 24   |








# NFL EUROPA LEAGUE TEAM STATISTICS - OFFENSE

2007 Season, Week 10

|                            |  Ams |  Ber |  Col |  Fra |  Ham |  Rhe |  AVG. |
|----------------------------|---|---|---|---|---|---|--|
| <b>First Downs</b>         | 179   | 178   | 178   | 195   | 172   | 152   | 175.7  |
| Rushing                    | 40  | 78  | 70  | 59  | 52  | 45  | 57.3   |
| Passing                    | 118   | 85  | 96  | 119   | 106   | 89  | 102.2  |
| Penalty                    | 21  | 15  | 12  | 17  | 14  | 18  | 16.2   |
| <b>Rushes</b>              | 200   | 332   | 351   | 252   | 264   | 244   | 273.8  |
| Net Yards Gained           | 708   | 1,530   | 1,362   | 1,060   | 986   | 764   | 1,068.3  |
| Avg. Gain                  | 3.5   | 4.6   | 3.9   | 4.2   | 3.7   | 3.1   | 3.9  |
| Avg. Yards per Game        | 70.8  | 153.0   | 136.2   | 106.0   | 98.6  | 76.4  | 106.8  |
| <b>Passes Attempted</b>    | 363   | 282   | 249   | 321   | 283   | 298   | 299.3  |
| Completed                  | 199   | 152   | 163   | 210   | 165   | 175   | 177.3  |
| % Completed                | 54.8%   | 53.9%   | 65.5%   | 65.4%   | 58.3%   | 58.7%   | 59.2%  |
| Total Yards Gained         | 2,276   | 1,830   | 1,884   | 2,634   | 2,164   | 1,818   | 2,101.0  |
| Times Sacked               | 25  | 18  | 28  | 15  | 18  | 26  | 21.7   |
| Yards Lost                 | 148   | 122   | 175   | 139   | 86  | 209   | 146.5  |
| Net Yards Gained           | 2,128   | 1,708   | 1,709   | 2,495   | 2,078   | 1,609   | 1,954.5  |
| Avg. Yards Per Game        | 212.8   | 170.8   | 170.9   | 249.5   | 207.8   | 160.9   | 195.4  |
| Net Yards Per Play         | 5.48  | 5.69  | 6.17  | 7.43  | 6.90  | 4.97  | 6.09   |
| Yds. per Completion        | 11.44   | 12.04   | 11.56   | 12.54   | 13.12   | 10.39   | 11.85  |
| <b>Combined Net Yards</b>  | 2,836   | 3,238   | 3,071   | 3,555   | 3,064   | 2,373   | 3,022.8  |
| % Total, Rushing           | 25.0%   | 47.3%   | 44.4%   | 29.8%   | 32.2%   | 32.2%   | 35.3%  |
| % Total, Passing           | 75.0%   | 52.7%   | 55.6%   | 70.2%   | 67.8%   | 67.8%   | 64.7%  |
| Avg. Yards per Game        | 283.6   | 323.8   | 307.1   | 355.5   | 306.4   | 237.3   | 302.3  |
| <b>Ball Control Plays</b>  | 588   | 632   | 628   | 588   | 565   | 568   | 594.8  |
| Avg. Yards per Play        | 4.8   | 5.1   | 4.9   | 6.0   | 5.4   | 4.2   | 5.1  |
| Avg. Time of Possession    | 27:24   | 32:41   | 30:59   | 29:27   | 30:22   | 29:09   |  |
| <b>3rd Down Efficiency</b> | 39.8%   | 43.1%   | 44.4%   | 42.2%   | 39.5%   | 37.5%   | 41.2%  |
| <b>4th Down Efficiency</b> | 50.0%   | 44.4%   | 55.6%   | 50.0%   | 50.0%   | 45.5%   | 48.4%  |
| <b>Had Intercepted</b>     | 15  | 10  | 9   | 9   | 8   | 8   | 9.8  |
| Yards Opponent Returned    | 423   | 169   | 143   | 177   | 153   | 36  | 183.5  |
| Opponent Return for TD     | 4   | 1   | 1   | 2   | 0   | 1   | 1.5  |
| <b>Punts</b>               | 45  | 39  | 43  | 26  | 41  | 48  | 40.3   |
| Yards Punted               | 1,950   | 1,538   | 1,784   | 1,091   | 1,680   | 2,073   | 1,686.0  |
| Avg. Yards per Punt        | 43.3  | 39.4  | 41.5  | 42.0  | 41.0  | 43.2  | 41.8   |
| <b>Punt Returns</b>        | 11  | 14  | 18  | 26  | 24  | 19  | 18.7   |
| Yards Returned             | 175   | 110   | 163   | 275   | 134   | 162   | 169.8  |
| Avg. per Return            | 15.9  | 7.9   | 9.1   | 10.6  | 5.6   | 8.5   | 9.1  |
| Returned for TD            | 1   | 0   | 1   | 1   | 0   | 0   | 0.5  |
| <b>Kickoff Returns</b>     | 49  | 40  | 35  | 38  | 40  | 44  | 41.0   |
| Yards Returned             | 1,066   | 834   | 820   | 792   | 962   | 895   | 894.8  |
| Avg. per Return            | 21.8  | 20.9  | 23.4  | 20.8  | 24.1  | 20.3  | 21.8   |
| Returned for TD            | 0   | 1   | 0   | 0   | 0   | 0   | 0.2  |
| <b>Fumbles</b>             | 8   | 13  | 14  | 13  | 12  | 23  | 13.8   |
| Fumbles Lost               | 6   | 7   | 11  | 7   | 5   | 14  | 8.3  |
| Out of Bounds              | 0   | 1   | 2   | 0   | 1   | 1   | 0.8  |
| Own Recovery for TD        | 0   | 0   | 0   | 0   | 0   | 0   | 0.0  |
| Opp. Recovery by           | 9   | 6   | 7   | 9   | 7   | 9   | 7.8  |
| Opp. Recovery for TD       | 0   | 0   | 0   | 0   | 1   | 0   | 0.2  |
| <b>Penalties</b>           | 79  | 78  | 71  | 72  | 66  | 68  | 72.3   |
| Yards Penalised            | 649   | 659   | 557   | 623   | 545   | 552   | 597.5  |
| <b>Total Points Scored</b> | 194   | 146   | 205   | 254   | 231   | 166   | 199.3  |
| Total TDs                  | 25  | 16  | 25  | 29  | 27  | 18  | 23.3   |
| TDs Rushing                | 9   | 10  | 8   | 7   | 8   | 7   | 8.2  |
| TDs Passing                | 15  | 4   | 15  | 20  | 16  | 7   | 12.8   |
| TDs Returns & Recoveries   | 1   | 2   | 2   | 2   | 3   | 4   | 2.3  |
| Extra Points               | 21  | 15  | 25  | 28  | 23  | 16  | 21.3   |
| 2 Extra Points             | 1   | 1   | 0   | 1   | 1   | 0   | 0.7  |
| Safeties                   | 0   | 0   | 0   | 0   | 1   | 0   | 0.2  |
| Deuce                      | 0   | 0   | 0   | 0   | 0   | 0   | 0.0  |
| Field Goals Made           | 7   | 10  | 10  | 16  | 14  | 14  | 11.8   |
| Field Goals Attempted      | 8   | 19  | 17  | 23  | 17  | 15  | 16.5   |
| % Successful               | 87.5%   | 52.6%   | 58.8%   | 69.6%   | 82.4%   | 93.3%   | 71.7%  |
| 4 Point Field Goals Made   | 0   | 3   | 0   | 2   | 0   | 0   | 0.8  |

# NFL EUROPA LEAGUE TEAM STATISTICS - DEFENSE

2007 Season, Week 10

|                            |  Ams |  Ber |  Col |  Fra |  Ham |  Rhe |  AVG. |
|----------------------------|---|---|---|---|---|---|--|
| <b>First Downs</b>         | 198   | 169   | 149   | 183   | 170   | 185   | 175.7  |
| Rushing                    | 77  | 55  | 39  | 55  | 55  | 63  | 57.3   |
| Passing                    | 104   | 103   | 88  | 111   | 101   | 106   | 102.2  |
| Penalty                    | 17  | 11  | 22  | 17  | 14  | 16  | 16.2   |
| <b>Rushes</b>              | 346   | 255   | 241   | 273   | 263   | 265   | 273.8  |
| Net Yards Gained           | 1,328   | 987   | 838   | 971   | 1,093   | 1,193   | 1,068.3  |
| Avg. Gain                  | 3.8   | 3.9   | 3.5   | 3.6   | 4.2   | 4.5   | 3.9  |
| Avg. Yards per Game        | 132.8   | 98.7  | 83.8  | 97.1  | 109.3   | 119.3   | 106.8  |
| <b>Passes Attempted</b>    | 270   | 279   | 305   | 310   | 304   | 328   | 299.3  |
| Completed                  | 159   | 176   | 171   | 179   | 185   | 194   | 177.3  |
| % Completed                | 58.9%   | 63.1%   | 56.1%   | 57.7%   | 60.9%   | 59.1%   | 59.2%  |
| Total Yards Gained         | 2,210   | 2,134   | 1,942   | 2,202   | 2,046   | 2,072   | 2,101.0  |
| Times Sacked               | 16  | 19  | 29  | 21  | 25  | 20  | 21.7   |
| Yards Lost                 | 104   | 116   | 219   | 124   | 159   | 157   | 146.5  |
| Net Yards Gained           | 2,106   | 2,018   | 1,723   | 2,078   | 1,887   | 1,915   | 1,954.5  |
| Avg. Yards Per Game        | 210.6   | 201.8   | 172.3   | 207.8   | 188.7   | 191.5   | 195.4  |
| Net Yards Per Play         | 7.36  | 6.77  | 5.16  | 6.28  | 5.74  | 5.50  | 6.09   |
| Yds. per Completion        | 13.90   | 12.13   | 11.36   | 12.30   | 11.06   | 10.68   | 11.85  |
| <b>Combined Net Yards</b>  | 3,434   | 3,005   | 2,561   | 3,049   | 2,980   | 3,108   | 3,022.8  |
| % Total, Rushing           | 38.7%   | 32.8%   | 32.7%   | 31.8%   | 36.7%   | 38.4%   | 35.3%  |
| % Total, Passing           | 61.3%   | 67.2%   | 67.3%   | 68.2%   | 63.3%   | 61.6%   | 64.7%  |
| Avg. Yards per Game        | 343.4   | 300.5   | 256.1   | 304.9   | 298.0   | 310.8   | 302.3  |
| <b>Ball Control Plays</b>  | 632   | 553   | 575   | 604   | 592   | 613   | 594.8  |
| Avg. Yards per Play        | 5.4   | 5.4   | 4.5   | 5.0   | 5.0   | 5.1   | 5.1  |
| Avg. Time of Possession    | 32:36   | 27:19   | 29:02   | 30:33   | 29:39   | 30:51   |  |
| <b>3rd Down Efficiency</b> | 44.0%   | 41.5%   | 33.9%   | 44.1%   | 45.9%   | 37.5%   | 41.2%  |
| <b>4th Down Efficiency</b> | 42.9%   | 75.0%   | 50.0%   | 44.4%   | 37.5%   | 42.9%   | 48.4%  |
| <b>Intercepted By</b>      | 4   | 8   | 13  | 15  | 9   | 10  | 9.8  |
| Yards Opponent Returned    | 58  | 126   | 252   | 227   | 139   | 299   | 183.5  |
| Opponent Return for TD     | 0   | 1   | 1   | 1   | 2   | 4   | 1.5  |
| <b>Punts</b>               | 32  | 43  | 43  | 39  | 44  | 41  | 40.3   |
| Yards Punted               | 1,301   | 1,894   | 1,778   | 1,649   | 1,812   | 1,682   | 1,686.0  |
| Avg. Yards per Punt        | 40.7  | 44.0  | 41.3  | 42.3  | 41.2  | 41.0  | 41.8   |
| <b>Punt Returns</b>        | 19  | 21  | 21  | 15  | 13  | 23  | 18.7   |
| Yards Returned             | 183   | 197   | 241   | 117   | 133   | 148   | 169.8  |
| Avg. per Return            | 9.6   | 9.4   | 11.5  | 7.8   | 10.2  | 6.4   | 9.1  |
| Returned for TD            | 0   | 1   | 1   | 0   | 0   | 1   | 0.5  |
| <b>Kickoff Returns</b>     | 41  | 33  | 40  | 46  | 48  | 38  | 41.0   |
| Yards Returned             | 767   | 692   | 987   | 1,026   | 1,112   | 785   | 894.8  |
| Avg. per Return            | 18.7  | 21.0  | 24.7  | 22.3  | 23.2  | 20.7  | 21.8   |
| Returned for TD            | 0   | 0   | 1   | 0   | 0   | 0   | 0.2  |
| <b>Fumbles</b>             | 15  | 14  | 15  | 12  | 13  | 14  | 13.8   |
| Fumbles Lost               | 10  | 7   | 8   | 9   | 7   | 9   | 8.3  |
| Out of Bounds              | 2   | 0   | 1   | 0   | 2   | 0   | 0.8  |
| Own Recovery for TD        | 0   | 0   | 0   | 0   | 0   | 0   | 0.0  |
| Opp. Recovery by           | 6   | 6   | 10  | 7   | 4   | 14  | 7.8  |
| Opp. Recovery for TD       | 0   | 0   | 0   | 0   | 0   | 1   | 0.2  |
| <b>Penalties</b>           | 66  | 71  | 66  | 81  | 83  | 67  | 72.3   |
| Yards Penalised            | 643   | 519   | 514   | 677   | 666   | 566   | 597.5  |
| <b>Total Points Scored</b> | 250   | 207   | 172   | 179   | 176   | 212   | 199.3  |
| Total TDs                  | 28  | 26  | 20  | 22  | 21  | 23  | 23.3   |
| TDs Rushing                | 7   | 6   | 6   | 10  | 10  | 10  | 8.2  |
| TDs Passing                | 17  | 18  | 11  | 10  | 11  | 10  | 12.8   |
| TDs Returns & Recoveries   | 4   | 2   | 3   | 2   | 0   | 3   | 2.3  |
| Extra Points               | 28  | 25  | 17  | 17  | 19  | 22  | 21.3   |
| 2 Extra Points             | 0   | 1   | 0   | 2   | 0   | 1   | 0.7  |
| Safeties                   | 0   | 0   | 0   | 1   | 0   | 0   | 0.2  |
| Deuce                      | 0   | 0   | 0   | 0   | 0   | 0   | 0.0  |
| Field Goals Made           | 18  | 8   | 11  | 8   | 10  | 16  | 11.8   |
| Field Goals Attempted      | 23  | 10  | 18  | 12  | 15  | 21  | 16.5   |
| % Successful               | 78.3%   | 80.0%   | 61.1%   | 66.7%   | 66.7%   | 76.2%   | 71.7%  |
| 4 Point Field Goals Made   | 0   | 0   | 2   | 0   | 1   | 2   | 0.8  |



# NFL EUROPE LEAGUE SUPERLATIVES

Week 10, 2007 Season

## 100 YARD RUSHING DAYS

|  | No | Yds | Avg  | Lg  | TD |
|--|----|-----|------|-----|----|
| Chris Barclay, Berlin, (June 8 vs Rhein)             | 15 | 174 | 11.6 | 44  | 0  |
| Derrick Ross, Cologne, (May 13 @ Berlin)             | 25 | 143 | 5.7  | 40  | 0  |
| Jonathan Smith, Amsterdam, (May 18 vs Hamburg)       | 17 | 122 | 7.2  | 34t | 3  |
| Chris Barclay, Berlin, (June 2 vs Frankfurt)         | 12 | 122 | 10.2 | 26  | 1  |
| Derrick Ross, Cologne, (April 14 @ Hamburg)          | 29 | 120 | 4.1  | 23  | 1  |
| A.J. Harris, Cologne, (May 25 @ Amsterdam)           | 24 | 112 | 4.7  | 27  | 1  |
| Anthony Sherrell, Frankfurt, (April 14 vs Amsterdam) | 17 | 110 | 6.5  | 21  | 0  |
| Tony Hollings, Hamburg, (June 16 @ Rhein)            | 21 | 109 | 5.2  | 29  | 0  |
| Derrick Ross, Cologne, (June 16 @ Frankfurt)         | 19 | 109 | 5.7  | 37  | 1  |
| Derrick Ross, Cologne, (May 25 @ Amsterdam)          | 29 | 104 | 3.6  | 23  | 0  |
| Charles Anthony, Frankfurt, (May 20 vs Berlin)       | 14 | 101 | 7.2  | 23t | 2  |

## 300 YARD PASSING DAYS

|   | Att | Comp | Yds | Sk/Yd | TD | Lg  | Int | Rating |
|---|-----|------|-----|-------|----|-----|-----|--------|
| J.T O'Sullivan, Frankfurt, (June 9 @ Hamburg) | 37  | 27   | 374 | 2/16  | 4  | 42t | 2   | 118.5  |
| J.T O'Sullivan, Frankfurt, (June 2 @ Berlin)  | 37  | 27   | 333 | 0/0   | 3  | 30  | 1   | 116.2  |

## 100 YARD RECEIVING DAYS

|  | No | Yds | Avg  | Lg  | TD |
|--|----|-----|------|-----|----|
| Justin Jenkins, Hamburg, (April 28 @ Frankfurt)  | 7  | 136 | 19.4 | 45  | 1  |
| Rich Musinski, Berlin, (April 28 vs Amsterdam)   | 5  | 129 | 25.8 | 63t | 1  |
| James Petrowski, Frankfurt, (June 16 vs Cologne) | 6  | 127 | 21.2 | 38  | 1  |
| P.K. Sam, Rhein, (May 12 vs Frankfurt)           | 6  | 122 | 20.3 | 46  | 1  |
| Tramain Hall, Cologne, (April 21 vs Frankfurt)   | 7  | 119 | 17.0 | 50  | 0  |
| Skyler Fulton, Amsterdam, (June 15 vs Berlin)    | 7  | 119 | 17.0 | 41  | 2  |
| Josh Davis, Hamburg, (May 26 vs Berlin)          | 5  | 117 | 23.4 | 75t | 1  |
| Aaron Hosack, Frankfurt, (April 14 vs Amsterdam) | 3  | 114 | 38.0 | 60t | 2  |
| P.K. Sam, Rhein, (May 19 @ Cologne)              | 9  | 114 | 12.7 | 29  | 2  |
| Justin Surrency, Amsterdam, (June 3 @ Rhein)     | 12 | 113 | 9.4  | 19  | 1  |
| Brandon Middleton, Frankfurt, (May 12 @ Rhein)   | 10 | 111 | 11.1 | 44  | 0  |
| Skyler Fulton, Amsterdam, (June 9 @ Cologne)     | 7  | 110 | 15.7 | 42  | 0  |
| James Petrowski, Frankfurt, (June 9 @ Hamburg)   | 6  | 107 | 17.8 | 42  | 1  |
| Burl Toler, Cologne, (June 9 vs Amsterdam)       | 6  | 106 | 17.7 | 43  | 1  |
| Carlton Brewster, Berlin, (April 22 vs Hamburg)  | 7  | 103 | 14.7 | 22  | 0  |
| Scott McCready, Hamburg, (April 14 vs Cologne)   | 7  | 100 | 14.3 | 55t | 1  |

### Rushing

|  |      |  |     |
|--|------|--|-----|
| <b>MOST RUSHING ATTEMPTS IN A GAME</b>       | No   | <b>MOST RUSHING YARDS IN A GAME</b>            | Yds |
| Derrick Ross, Cologne, (April 14 @ Hamburg)  | 29   | Chris Barclay, Berlin, (June 8 vs Rhein)       | 174 |
| Derrick Ross, Cologne, (May 25 @ Amsterdam)  | 29   |  |     |
| <b>LONGEST RUN FROM SCRIMMAGE IN A GAME</b>  | Lg   | <b>LONGEST TD RUN FROM SCRIMMAGE IN A GAME</b> | Lg  |
| Chris Laskowski, Frankfurt, (May 12 @ Rhein) | 62   | Chris Laskowski, Frankfurt, (May 12 @ Rhein)   | 62  |
| <b>HIGHEST RUSHING AVERAGE (Min 8 Atts)</b>  | Avg  | <b>MOST RUSHING TOUCHDOWNS IN A GAME</b>       | TD  |
| Chris Barclay, Berlin, (June 8 vs Rhein)     | 11.6 | Jonathan Smith, Amsterdam, (May 18 vs Hamburg) | 3   |

### Passing

|  |       |   |        |
|--|-------|---|--------|
| <b>MOST PASS ATTEMPTS IN A GAME</b>                | Att   | <b>MOST PASS COMPLETIONS IN A GAME</b>          | Comp   |
| Drew Olson, Amsterdam, (June 3 @ Rhein)            | 47    | J.T O'Sullivan, Frankfurt, (June 2 @ Berlin)    | 27     |
|  |       | J.T O'Sullivan, Frankfurt, (June 9 @ Hamburg)   | 27     |
| <b>HIGHEST COMPLETION PERCENTAGE (Min 14 Atts)</b> | Comp  | <b>HIGHEST PASSER RATING (Min 14 Atts)</b>      | Rating |
| Erik Meyer, Cologne, (May 25 @ Amsterdam)          | 86.7  | Erik Meyer, Cologne, (June 9 vs Amsterdam)      | 138.0  |
| <b>MOST PASSING YARDS IN A GAME</b>                | Yds   | <b>MOST PASSING TOUCHDOWNS IN A GAME</b>        | TD     |
| J.T O'Sullivan, Frankfurt, (June 9 @ Hamburg)      | 374   | Casey Bramlet, Hamburg, (May 18 @ Amsterdam)    | 4      |
|  |       | J.T O'Sullivan, Frankfurt, (June 9 @ Hamburg)   | 4      |
| <b>HIGHEST AVERAGE GAIN (Min 20 Atts)</b>          | Avg   | <b>HIGHEST AVERAGE COMPLETION (Min 10 Comp)</b> | Avg    |
| Casey Bramlet, Hamburg, (April 28 @ Frankfurt)     | 11.29 | Casey Bramlet, Hamburg, (April 28 @ Frankfurt)  | 19.75  |
| <b>LONGEST PASS IN A GAME</b>                      | Yds   | <b>LONGEST TOUCHDOWN PASS IN A GAME</b>         | Yds    |
| Casey Bramlet, Hamburg, (May 26 vs Berlin)         | 75    | Casey Bramlet, Hamburg, (May 26 vs Berlin)      | 75     |
| <b>MOST PASSES HAD INTERCEPTED IN A GAME</b>       | Int   | <b>MOST TIMES SACKED IN A GAME</b>              | Tkl    |
| Travis Lulay, Berlin, (May 20 @ Frankfurt)         | 3     | Erik Meyer, Cologne, (June 2 vs Hamburg)        | 6      |

### Pass Receiving

|   |      |   |     |
|---|------|---|-----|
| <b>MOST PASS RECEPTIONS IN A GAME</b>                 | No   | <b>MOST PASS RECEIVING YARDS IN A GAME</b>      | Yds |
| Justin Surrency, Amsterdam, (June 3 @ Rhein)          | 12   | Justin Jenkins, Hamburg, (April 28 @ Frankfurt) | 136 |
| <b>LONGEST PASS RECEPTION IN A GAME</b>               | Lg   | <b>LONGEST PASS TD RECEPTION IN A GAME</b>      | Lg  |
| Josh Davis, Hamburg, (May 26 vs Berlin)               | 75   | Josh Davis, Hamburg, (May 26 vs Berlin)         | 75  |
| <b>HIGHEST PASS RECEIVING AVERAGE (Min 3 Catches)</b> | Avg  |   |     |
| Aaron Hosack, Frankfurt, (April 14 vs Amsterdam)      | 38.0 |   |     |



# NFL EUROPE LEAGUE SUPERLATIVES

*Week 10, 2007 Season*

## **MOST PASS RECEIVING TOUCHDOWNS IN A GAME**

|  | TD |
|--|----|
| Aaron Hosack, Frankfurt, (April 14 vs Amsterdam) | 2  |
| Marcus Maxwell, Hamburg, (May 12 vs Amsterdam)   | 2  |
| Bobby Blizzard, Cologne, (May 13 @ Berlin)       | 2  |
| Jovon Bouknight, Cologne, (May 5 vs Berlin)      | 2  |
| Marcus Maxwell, Hamburg, (May 18 @ Amsterdam)    | 2  |
| P.K. Sam, Rhein, (May 19 @ Cologne)              | 2  |
| Skyler Fulton, Amsterdam, (June 15 vs Berlin)    | 2  |
| Aaron Hosack, Frankfurt, (June 16 vs Cologne)    | 2  |



# AMSTERDAM ADMIRALS STATISTICS

2007 Season, Week 10



## WON 4, LOST 6

|                         |   |       |             |                |
|-------------------------|---|-------|-------------|----------------|
| Apr 14                  | L | 14-30 | @ Frankfurt | 38,125         |
| Apr 20                  | L | 10-16 | Rhein       | 14,611         |
| Apr 28                  | W | 14-10 | @ Berlin    | 11,942         |
| May 6                   | W | 19-17 | Frankfurt   | 10,788         |
| May 12                  | L | 17-24 | @ Hamburg   | 15,271         |
| May 18                  | W | 41-31 | Hamburg     | 9,384          |
| May 25                  | L | 7-30  | Cologne     | 11,714         |
| Jun 3                   | L | 38-41 | @ Rhein     | 20,355         |
| Jun 9                   | L | 13-31 | @ Cologne   | 12,878         |
| Jun 15                  | W | 21-20 | Berlin      | 11,893         |
| <i>Total Attendance</i> |   |       |             | <i>156,961</i> |

## TEAM STATISTICS

|                     | Amsterdam | Opponents |
|---------------------|-----------|-----------|
| TOTAL FIRST DOWNS   | 179       | 198       |
| Rushing             | 40        | 77        |
| Passing             | 118       | 104       |
| Penalty             | 21        | 17        |
| 3rd Down: Made/Att  | 49/123    | 55/125    |
| 3rd Down Pct.       | 39.8%     | 44.0%     |
| 4th Down: Made/Att  | 6/12      | 6/14      |
| 4th Down Pct.       | 50.0%     | 42.9%     |
| POSSESSION AVG.     | 27:24     | 32:36     |
| TOTAL NET YARDS     | 2,836     | 3,434     |
| Avg. Per Game       | 283.6     | 343.4     |
| Total Plays         | 588       | 286       |
| Avg. Per Play       | 4.8       | 12.0      |
| NET YARDS RUSHING   | 708       | 1,328     |
| Avg. Per Game       | 70.8      | 132.8     |
| Total Rushes        | 200       | 346       |
| NET YARDS PASSING   | 2,128     | 2,106     |
| Avg. Per Game       | 212.8     | 210.6     |
| Sacked/Yards Lost   | 25/148    | 16/104    |
| Gross Yards         | 2,276     | 2,210     |
| Att/Completions     | 363/199   | 270/159   |
| Completion Pct.     | 54.8%     | 58.9%     |
| Had Intercepted     | 15        | 4         |
| PUNTS/AVERAGE       | 45/43.3   | 32/40.7   |
| Net Punting Average | 36.3      | 33.3      |
| PENALTIES/YARDS     | 79/649    | 66/643    |
| FUMBLES/BALL LOST   | 8/6       | 15/10     |
| TOUCHDOWNS          | 25        | 28        |
| Rushing             | 9         | 7         |
| Passing             | 15        | 17        |
| Returns             | 1         | 4         |

## SCORE BY PERIODS

|           | 1  | 2  | 3  | 4  | OT | Total |
|-----------|----|----|----|----|----|-------|
| Amsterdam | 48 | 63 | 34 | 49 | 0  | 194   |
| Opponents | 41 | 76 | 82 | 51 | 0  | 250   |

## SCORING

|                        | T        | D         | Ru       | Pa           | Rt         | PAT          | 2PAT     | FG         | S | TP |
|------------------------|----------|-----------|----------|--------------|------------|--------------|----------|------------|---|----|
| Smith,J                | 8        | 1         | 0        | 0            | 0/0        | 0/0          | 0/0      | 0/0        | 0 | 54 |
| Johnson,J              | 0        | 0         | 0        | 0            | 21/24      | 0/0          | 0/0      | 7/8        | 0 | 42 |
| Fulton,S               | 0        | 5         | 0        | 0            | 0/0        | 0/0          | 0/0      | 0/0        | 0 | 30 |
| Kinoshita, N (Nat)     | 0        | 2         | 1        | 0            | 0/0        | 0/0          | 0/0      | 0/0        | 0 | 18 |
| Williams, H (HOU)      | 0        | 2         | 0        | 0            | 0/0        | 1/1          | 0/0      | 0/0        | 0 | 14 |
| Surrency, J (MIN)      | 0        | 2         | 0        | 0            | 0/0        | 0/0          | 0/0      | 0/0        | 0 | 12 |
| McCullum, J (CAR)      | 0        | 2         | 0        | 0            | 0/0        | 0/0          | 0/0      | 0/0        | 0 | 12 |
| Olson, D (BAL)         | 1        | 0         | 0        | 0            | 0/0        | 0/0          | 0/0      | 0/0        | 0 | 6  |
| Schnee, Y (Nat)        | 0        | 1         | 0        | 0            | 0/0        | 0/0          | 0/0      | 0/0        | 0 | 6  |
| <i>Amsterdam Total</i> | <i>9</i> | <i>15</i> | <i>1</i> | <i>21/24</i> | <i>1/1</i> | <i>7-8</i>   | <i>0</i> | <i>194</i> |   |    |
| <i>Opponents Total</i> | <i>7</i> | <i>17</i> | <i>4</i> | <i>28/28</i> | <i>0/0</i> | <i>18-23</i> | <i>0</i> | <i>250</i> |   |    |

## PASSING

|                        | Att        | Cmp        | Yds          | Cmp%         | Yds/Att     | TD        | TD%         | Int       | Int%        | Lg         | Sk/Lost       | Rating       |
|------------------------|------------|------------|--------------|--------------|-------------|-----------|-------------|-----------|-------------|------------|---------------|--------------|
| Olson, D (BAL)         | 310        | 170        | 1,967        | 54.8%        | 6.35        | 13        | 4.2%        | 13        | 4.2%        | 58         | 21/125        | 70.7         |
| Bramlet,C              | 52         | 29         | 309          | 55.8%        | 5.94        | 2         | 3.8%        | 2         | 3.8%        | 31         | 4/23          | 70.1         |
| Pakulak, G (TEN)       | 1          | 0          | 0            | 0.0%         | 0.00        | 0         | 0.0%        | 0         | 0.0%        | 0          | 0/0           | 39.6         |
| <i>Amsterdam Total</i> | <i>363</i> | <i>199</i> | <i>2,276</i> | <i>54.8%</i> | <i>6.27</i> | <i>15</i> | <i>4.1%</i> | <i>15</i> | <i>4.1%</i> | <i>58</i>  | <i>25/148</i> | <i>70.4</i>  |
| <i>Opponents Total</i> | <i>270</i> | <i>159</i> | <i>2,210</i> | <i>58.9%</i> | <i>8.19</i> | <i>17</i> | <i>6.3%</i> | <i>4</i>  | <i>1.5%</i> | <i>63t</i> | <i>16/104</i> | <i>100.1</i> |

## RUSHING

|                        | No         | Yds          | Avg        | Lg         | TD       |
|------------------------|------------|--------------|------------|------------|----------|
| Smith,J                | 97         | 412          | 4.2        | 34t        | 8        |
| Croom,L                | 65         | 226          | 3.5        | 19         | 0        |
| Olson, D (BAL)         | 20         | 37           | 1.9        | 12         | 1        |
| Humes, C (NYG)         | 9          | 12           | 1.3        | 5          | 0        |
| Andrew, M (Nat)        | 1          | 8            | 8.0        | 8          | 0        |
| Bramlet,C              | 6          | 7            | 1.2        | 8          | 0        |
| Surrency, J (MIN)      | 2          | 6            | 3.0        | 8          | 0        |
| <i>Amsterdam Total</i> | <i>200</i> | <i>708</i>   | <i>3.5</i> | <i>34t</i> | <i>9</i> |
| <i>Opponents Total</i> | <i>346</i> | <i>1,328</i> | <i>3.8</i> | <i>28</i>  | <i>7</i> |

## RECEIVING

|                        | No         | Yds          | Avg         | Lg         | TD        |
|------------------------|------------|--------------|-------------|------------|-----------|
| Fulton,S               | 49         | 650          | 13.3        | 42         | 5         |
| Croom,L                | 33         | 345          | 10.5        | 51         | 0         |
| Surrency, J (MIN)      | 31         | 288          | 9.3         | 19         | 2         |
| Kinoshita, N (Nat)     | 23         | 364          | 15.8        | 58         | 2         |
| Smith,J                | 22         | 133          | 6.0         | 23         | 1         |
| Williams, H (HOU)      | 15         | 216          | 14.4        | 35t        | 2         |
| McCullum, J (CAR)      | 9          | 158          | 17.6        | 31         | 2         |
| Schnee, Y (Nat)        | 9          | 52           | 5.8         | 11         | 1         |
| Hall,B                 | 6          | 58           | 9.7         | 18         | 0         |
| Humes, C (NYG)         | 1          | 7            | 7.0         | 7          | 0         |
| Downer,C               | 1          | 5            | 5.0         | 5          | 0         |
| <i>Amsterdam Total</i> | <i>199</i> | <i>2,276</i> | <i>11.4</i> | <i>58</i>  | <i>15</i> |
| <i>Opponents Total</i> | <i>159</i> | <i>2,210</i> | <i>13.9</i> | <i>63t</i> | <i>17</i> |

## INTERCEPTIONS

|                        | No        | Yds        | Avg         | Lg          | TD       |
|------------------------|-----------|------------|-------------|-------------|----------|
| Harris, E (PHI)        | 2         | 19         | 9.5         | 19          | 0        |
| Elimimian,A            | 1         | 39         | 39.0        | 39          | 0        |
| Mason, G (PIT)         | 1         | 0          | 0.0         | 0           | 0        |
| <i>Amsterdam Total</i> | <i>4</i>  | <i>58</i>  | <i>14.5</i> | <i>39</i>   | <i>0</i> |
| <i>Opponents Total</i> | <i>15</i> | <i>423</i> | <i>28.2</i> | <i>100t</i> | <i>4</i> |

## PUNTING

|                        | No        | Yds          | Avg         | Net         | TB       | In        | Lg        | B        |
|------------------------|-----------|--------------|-------------|-------------|----------|-----------|-----------|----------|
| Pakulak, G (TEN)       | 45        | 1,950        | 43.3        | 36.3        | 3        | 14        | 59        | 2        |
| <i>Amsterdam Total</i> | <i>45</i> | <i>1,950</i> | <i>43.3</i> | <i>36.3</i> | <i>3</i> | <i>14</i> | <i>59</i> | <i>2</i> |
| <i>Opponents Total</i> | <i>32</i> | <i>1,301</i> | <i>40.7</i> | <i>33.3</i> | <i>3</i> | <i>8</i>  | <i>54</i> | <i>0</i> |

## PUNT RETURNS

|                        | No        | FC       | Yds        | Avg         | Lg         | TD       |
|------------------------|-----------|----------|------------|-------------|------------|----------|
| Kinoshita, N (Nat)     | 11        | 4        | 175        | 15.9        | 86t        | 1        |
| <i>Amsterdam Total</i> | <i>11</i> | <i>4</i> | <i>175</i> | <i>15.9</i> | <i>86t</i> | <i>1</i> |
| <i>Opponents Total</i> | <i>19</i> | <i>6</i> | <i>183</i> | <i>9.6</i>  | <i>25</i>  | <i>0</i> |

## KICKOFF RETURNS

|                        | No        | FC       | Yds          | Avg         | Lg        | TD       |
|------------------------|-----------|----------|--------------|-------------|-----------|----------|
| Kinoshita, N (Nat)     | 26        | 0        | 604          | 23.2        | 56        | 0        |
| Surrency, J (MIN)      | 13        | 0        | 282          | 21.7        | 30        | 0        |
| Croom,L                | 6         | 0        | 111          | 18.5        | 25        | 0        |
| Smith,J                | 3         | 0        | 53           | 17.7        | 21        | 0        |
| Raiola,D               | 1         | 0        | 9            | 9.0         | 9         | 0        |
| Williams, H (HOU)      | 0         | 0        | 7            | 0.0         | 7         | 0        |
| <i>Amsterdam Total</i> | <i>49</i> | <i>0</i> | <i>1,066</i> | <i>21.8</i> | <i>56</i> | <i>0</i> |
| <i>Opponents Total</i> | <i>41</i> | <i>0</i> | <i>767</i>   | <i>18.7</i> | <i>46</i> | <i>0</i> |

## FIELD GOALS

|                        | 1-19       | 20-29      | 30-39       | 40-49      | 50+        | Total        |
|------------------------|------------|------------|-------------|------------|------------|--------------|
| Johnson,J              | 0-0        | 2-2        | 1-2         | 4-4        | 0-0        | 7-8          |
| <i>Amsterdam Total</i> | <i>0-0</i> | <i>2-2</i> | <i>1-2</i>  | <i>4-4</i> | <i>0-0</i> | <i>7-8</i>   |
| <i>Opponents Total</i> | <i>1-1</i> | <i>7-7</i> | <i>7-11</i> | <i>3-4</i> | <i>0-0</i> | <i>18-23</i> |



# AMSTERDAM ADMIRALS STATISTICS

2007 Season, Week 10



| SACKS                   | No          | Yds          |
|-------------------------|-------------|--------------|
| Jones,T                 | 4.0         | 24.0         |
| West,M                  | 3.5         | 21.5         |
| Evans, W (NO)           | 2.5         | 14.0         |
| Carothers,G             | 1.0         | 9.0          |
| Watts, D (Nat)          | 1.0         | 5.0          |
| Majondo-Mwamba, P (Nat) | 1.0         | 3.0          |
| Pinson,L                | 1.0         | 2.0          |
| Team,                   | 1.0         | 19.0         |
| Björk, C (Nat)          | 1.0         | 13.0         |
| Smith, A (CLE)          | 0.5         | 3.0          |
| McGruder, L (SEA)       | 0.5         | 9.5          |
| <i>Amsterdam Total</i>  | <i>17.0</i> | <i>123.0</i> |
| <i>Opponents Total</i>  | <i>25.0</i> | <i>148.0</i> |

| DEFENSE                | TT         | UT         | AT         | SACK        | PD        | FF       | SPEC      | SPEC      | MISC      | MISC     | BLOCKED KICKS |          |          |
|------------------------|------------|------------|------------|-------------|-----------|----------|-----------|-----------|-----------|----------|---------------|----------|----------|
|                        |            |            |            |             |           |          | UT        | AT        | TACK      | AT       | P             | FG       | PAT      |
| Thompson, J (NYJ)      | 64         | 54         | 10         | 0.0         | 0         | 1        | 5         | 0         | 0         | 0        | 0             | 0        | 0        |
| Björk, C (Nat)         | 46         | 37         | 9          | 1.0         | 2         | 0        | 1         | 0         | 0         | 0        | 0             | 0        | 0        |
| Elimimian,A            | 43         | 39         | 4          | 0.0         | 6         | 1        | 4         | 1         | 0         | 0        | 0             | 0        | 0        |
| Pinson,L               | 43         | 33         | 10         | 1.0         | 1         | 1        | 3         | 0         | 0         | 0        | 0             | 0        | 0        |
| Eiland,D               | 42         | 35         | 7          | 0.0         | 5         | 0        | 0         | 0         | 0         | 0        | 0             | 0        | 0        |
| Carothers,G            | 34         | 30         | 4          | 1.0         | 2         | 0        | 1         | 0         | 0         | 0        | 0             | 0        | 0        |
| Evans, W (NO)          | 31         | 20         | 11         | 2.5         | 2         | 0        | 0         | 1         | 0         | 0        | 0             | 0        | 0        |
| Majondo-Mwamba, P (Ne) | 29         | 18         | 11         | 1.0         | 1         | 0        | 0         | 0         | 0         | 0        | 0             | 0        | 0        |
| West,M                 | 28         | 23         | 5          | 3.5         | 1         | 2        | 0         | 1         | 0         | 0        | 0             | 0        | 0        |
| Harris, E (PHI)        | 25         | 18         | 7          | 0.0         | 3         | 0        | 2         | 0         | 0         | 0        | 0             | 0        | 0        |
| Jones,T                | 24         | 20         | 4          | 4.0         | 4         | 1        | 1         | 0         | 0         | 0        | 0             | 0        | 0        |
| Smith, A (CLE)         | 23         | 16         | 7          | 0.5         | 1         | 0        | 0         | 0         | 0         | 0        | 0             | 0        | 0        |
| Heuer,N                | 22         | 20         | 2          | 0.0         | 0         | 1        | 0         | 0         | 0         | 0        | 0             | 0        | 0        |
| Mensah, A (Nat)        | 21         | 14         | 7          | 0.0         | 1         | 0        | 3         | 0         | 0         | 0        | 0             | 0        | 0        |
| McGruder, L (SEA)      | 19         | 9          | 10         | 0.5         | 1         | 0        | 0         | 0         | 0         | 0        | 0             | 0        | 0        |
| Garrett, K (CAR)       | 16         | 16         | 0          | 0.0         | 6         | 0        | 3         | 0         | 0         | 0        | 0             | 0        | 0        |
| Kahui, K (SD)          | 16         | 13         | 3          | 0.0         | 1         | 0        | 3         | 0         | 0         | 0        | 0             | 0        | 0        |
| Ballard,D              | 14         | 11         | 3          | 0.0         | 0         | 1        | 0         | 0         | 0         | 0        | 0             | 0        | 0        |
| Mason, G (PIT)         | 12         | 11         | 1          | 0.0         | 2         | 0        | 0         | 0         | 0         | 0        | 0             | 0        | 0        |
| Team,                  | 10         | 10         | 0          | 1.0         | 0         | 0        | 1         | 0         | 1         | 0        | 0             | 0        | 0        |
| Durham,R               | 10         | 10         | 0          | 0.0         | 1         | 0        | 0         | 0         | 0         | 0        | 0             | 0        | 0        |
| Moe,T                  | 5          | 2          | 3          | 0.0         | 0         | 0        | 3         | 0         | 0         | 0        | 0             | 0        | 0        |
| Ivanov, S (Nat)        | 4          | 3          | 1          | 0.0         | 0         | 0        | 3         | 1         | 0         | 0        | 0             | 0        | 0        |
| Watts, D (Nat)         | 4          | 3          | 1          | 1.0         | 0         | 0        | 0         | 0         | 0         | 0        | 0             | 0        | 0        |
| Rowan, L (OAK)         | 3          | 2          | 1          | 0.0         | 0         | 0        | 1         | 0         | 0         | 0        | 0             | 0        | 0        |
| McGrew,S               | 2          | 2          | 0          | 0.0         | 0         | 0        | 2         | 2         | 0         | 0        | 0             | 0        | 0        |
| Cavka,M                | 1          | 1          | 0          | 0.0         | 0         | 0        | 0         | 0         | 4         | 0        | 0             | 0        | 0        |
| McDonald,S             | 1          | 0          | 1          | 0.0         | 0         | 0        | 0         | 0         | 1         | 0        | 0             | 0        | 0        |
| McCullum, J (CAR)      | 1          | 1          | 0          | 0.0         | 0         | 1        | 1         | 1         | 0         | 0        | 0             | 0        | 0        |
| Hunter,W               | 1          | 1          | 0          | 0.0         | 0         | 0        | 3         | 1         | 0         | 0        | 0             | 0        | 0        |
| Pakulak, G (TEN)       | 0          | 0          | 0          | 0.0         | 0         | 0        | 0         | 1         | 0         | 0        | 0             | 0        | 0        |
| Williams, H (HOU)      | 0          | 0          | 0          | 0.0         | 0         | 0        | 1         | 0         | 2         | 0        | 0             | 0        | 0        |
| Johnson,J              | 0          | 0          | 0          | 0.0         | 0         | 0        | 1         | 0         | 0         | 0        | 0             | 0        | 0        |
| Smith,J                | 0          | 0          | 0          | 0.0         | 0         | 0        | 0         | 0         | 1         | 0        | 0             | 0        | 0        |
| Humes, C (NYG)         | 0          | 0          | 0          | 0.0         | 0         | 0        | 5         | 0         | 0         | 0        | 0             | 0        | 0        |
| Andrew, M (Nat)        | 0          | 0          | 0          | 0.0         | 0         | 0        | 2         | 1         | 0         | 0        | 0             | 0        | 0        |
| Raiola,D               | 0          | 0          | 0          | 0.0         | 0         | 0        | 1         | 0         | 0         | 0        | 0             | 0        | 0        |
| Barthelmes, B (NE)     | 0          | 0          | 0          | 0.0         | 0         | 0        | 0         | 0         | 1         | 0        | 0             | 0        | 0        |
| Pape, T (SD)           | 0          | 0          | 0          | 0.0         | 0         | 0        | 0         | 1         | 0         | 0        | 0             | 0        | 0        |
| Hall,B                 | 0          | 0          | 0          | 0.0         | 0         | 0        | 0         | 0         | 1         | 0        | 0             | 0        | 0        |
| Downer,C               | 0          | 0          | 0          | 0.0         | 0         | 0        | 2         | 0         | 0         | 0        | 0             | 0        | 0        |
| <i>Amsterdam Total</i> | <i>596</i> | <i>474</i> | <i>122</i> | <i>17.0</i> | <i>41</i> | <i>9</i> | <i>52</i> | <i>11</i> | <i>11</i> | <i>0</i> | <i>0</i>      | <i>0</i> | <i>0</i> |
| <i>Opponent Total</i>  | <i>473</i> | <i>376</i> | <i>97</i>  | <i>25.0</i> | <i>86</i> | <i>3</i> | <i>56</i> | <i>12</i> | <i>10</i> | <i>1</i> | <i>2</i>      | <i>0</i> | <i>0</i> |



# BERLIN THUNDER STATISTICS

2007 Season, Week 10



## WON 2, LOST 8

|        |   |       |             |                         |                |
|--------|---|-------|-------------|-------------------------|----------------|
| Apr 14 | W | 15-3  | @ Rhein     | 30,355                  |                |
| Apr 22 | L | 7-16  | Hamburg     | 30,657                  |                |
| Apr 28 | L | 10-14 | Amsterdam   | 11,942                  |                |
| May 5  | W | 31-28 | @ Cologne   | 10,084                  |                |
| May 13 | L | 10-24 | Cologne     | 11,995                  |                |
| May 20 | L | 7-35  | @ Frankfurt | 30,125                  |                |
| May 26 | L | 7-17  | @ Hamburg   | 18,337                  |                |
| Jun 2  | L | 22-25 | Frankfurt   | 11,882                  |                |
| Jun 8  | L | 17-24 | Rhein       | 12,114                  |                |
| Jun 15 | L | 20-21 | @ Amsterdam | 11,893                  |                |
|        |   |       |             | <i>Total Attendance</i> | <b>179,384</b> |

## TEAM STATISTICS

|                          | Berlin  | Opponents |    |    |    |       |
|--------------------------|---------|-----------|----|----|----|-------|
| <b>TOTAL FIRST DOWNS</b> | 178     | 169       |    |    |    |       |
| Rushing                  | 78      | 55        |    |    |    |       |
| Passing                  | 85      | 103       |    |    |    |       |
| Penalty                  | 15      | 11        |    |    |    |       |
| 3rd Down: Made/Att       | 62/144  | 49/118    |    |    |    |       |
| 3rd Down Pct.            | 43.1%   | 41.5%     |    |    |    |       |
| 4th Down: Made/Att       | 8/18    | 6/8       |    |    |    |       |
| 4th Down Pct.            | 44.4%   | 75.0%     |    |    |    |       |
| <b>POSSESSION AVG.</b>   | 32:41   | 27:19     |    |    |    |       |
| <b>TOTAL NET YARDS</b>   | 3,238   | 3,005     |    |    |    |       |
| Avg. Per Game            | 323.8   | 300.5     |    |    |    |       |
| Total Plays              | 632     | 298       |    |    |    |       |
| Avg. Per Play            | 5.1     | 10.1      |    |    |    |       |
| <b>NET YARDS RUSHING</b> | 1,530   | 987       |    |    |    |       |
| Avg. Per Game            | 153.0   | 98.7      |    |    |    |       |
| Total Rushes             | 332     | 255       |    |    |    |       |
| <b>NET YARDS PASSING</b> | 1,708   | 2,018     |    |    |    |       |
| Avg. Per Game            | 170.8   | 201.8     |    |    |    |       |
| Sacked/Yards Lost        | 18/122  | 19/116    |    |    |    |       |
| Gross Yards              | 1,830   | 2,134     |    |    |    |       |
| Att/Completions          | 282/152 | 279/176   |    |    |    |       |
| Completion Pct.          | 53.9%   | 63.1%     |    |    |    |       |
| Had Intercepted          | 10      | 8         |    |    |    |       |
| <b>PUNTS/AVERAGE</b>     | 39/39.4 | 43/44.0   |    |    |    |       |
| Net Punting Average      | 32.8    | 36.2      |    |    |    |       |
| <b>PENALTIES/YARDS</b>   | 78/659  | 71/519    |    |    |    |       |
| <b>FUMBLES/BALL LOST</b> | 13/7    | 14/7      |    |    |    |       |
| <b>TOUCHDOWNS</b>        | 16      | 26        |    |    |    |       |
| Rushing                  | 10      | 6         |    |    |    |       |
| Passing                  | 4       | 18        |    |    |    |       |
| Returns                  | 2       | 2         |    |    |    |       |
| <b>SCORE BY PERIODS</b>  | 1       | 2         | 3  | 4  | OT | Total |
| Berlin                   | 23      | 49        | 32 | 42 | 0  | 146   |
| Opponents                | 59      | 64        | 24 | 60 | 0  | 207   |

## SCORING

|                        | TD        | Ru        | Pa       | Rt           | PAT        | 2PAT         | FG       | S          | TP |
|------------------------|-----------|-----------|----------|--------------|------------|--------------|----------|------------|----|
| Jacas,A                | 0         | 0         | 0        | 0            | 9/9        | 0/0          | 7/13     | 0          | 33 |
| Murray,C               | 4         | 0         | 0        | 0            | 0/0        | 1/1          | 0/0      | 0          | 26 |
| Barclay, C (CLE)       | 2         | 0         | 1        | 0            | 0/0        | 0/0          | 0/0      | 0          | 18 |
| Fitzpatrick,D.J        | 0         | 0         | 0        | 0            | 6/6        | 0/0          | 3/6      | 0          | 15 |
| Lulay, T (SEA)         | 2         | 0         | 0        | 0            | 0/0        | 0/0          | 0/0      | 0          | 12 |
| Musinski,R             | 0         | 2         | 0        | 0            | 0/0        | 0/0          | 0/0      | 0          | 12 |
| Eugene, B (TB)         | 1         | 0         | 0        | 0            | 0/0        | 0/0          | 0/0      | 0          | 6  |
| Thompson,C             | 0         | 0         | 1        | 0            | 0/0        | 0/0          | 0/0      | 0          | 6  |
| Rhodes,D               | 1         | 0         | 0        | 0            | 0/0        | 0/0          | 0/0      | 0          | 6  |
| Brewster, C (GB)       | 0         | 1         | 0        | 0            | 0/0        | 0/0          | 0/0      | 0          | 6  |
| Davis, C (NYG)         | 0         | 1         | 0        | 0            | 0/0        | 0/0          | 0/0      | 0          | 6  |
| <b>Berlin Total</b>    | <b>10</b> | <b>4</b>  | <b>2</b> | <b>15/15</b> | <b>1/1</b> | <b>10-19</b> | <b>0</b> | <b>146</b> |    |
| <b>Opponents Total</b> | <b>6</b>  | <b>18</b> | <b>2</b> | <b>25/25</b> | <b>1/1</b> | <b>8-10</b>  | <b>0</b> | <b>207</b> |    |

## PASSING

|                        | Att        | Cmp        | Yds          | Cmp%         | Yds/Att     | TD        | TD%         | Int       | Int%        | Lg         | Sk/Lost       | Rating      |
|------------------------|------------|------------|--------------|--------------|-------------|-----------|-------------|-----------|-------------|------------|---------------|-------------|
| Lulay, T (SEA)         | 207        | 120        | 1,415        | 58.0%        | 6.84        | 4         | 1.9%        | 8         | 3.9%        | 63t        | 13/87         | 69.2        |
| Eugene, B (TB)         | 74         | 31         | 408          | 41.9%        | 5.51        | 0         | 0.0%        | 2         | 2.7%        | 52         | 5/35          | 48.7        |
| Murray,C               | 1          | 1          | 7            | 100.0%       | 7.00        | 0         | 0.0%        | 0         | 0.0%        | 7          | 0/0           | 95.8        |
| <b>Berlin Total</b>    | <b>282</b> | <b>152</b> | <b>1,830</b> | <b>53.9%</b> | <b>6.49</b> | <b>4</b>  | <b>1.4%</b> | <b>10</b> | <b>3.5%</b> | <b>63t</b> | <b>18/122</b> | <b>64.0</b> |
| <b>Opponents Total</b> | <b>279</b> | <b>176</b> | <b>2,134</b> | <b>63.1%</b> | <b>7.65</b> | <b>18</b> | <b>6.5%</b> | <b>8</b>  | <b>2.9%</b> | <b>75t</b> | <b>19/116</b> | <b>96.1</b> |

## RUSHING

|                        | No         | Yds          | Avg        | Lg         | TD        |
|------------------------|------------|--------------|------------|------------|-----------|
| Barclay, C (CLE)       | 146        | 762          | 5.2        | 52         | 2         |
| Murray,C               | 77         | 234          | 3.0        | 20         | 4         |
| Lulay, T (SEA)         | 30         | 216          | 7.2        | 61t        | 2         |
| Eugene, B (TB)         | 23         | 163          | 7.1        | 21         | 1         |
| Rhodes,D               | 40         | 123          | 3.1        | 14         | 1         |
| Edwards,S              | 11         | 17           | 1.5        | 5          | 0         |
| Brewster, C (GB)       | 4          | 16           | 4.0        | 13         | 0         |
| Flemming, O (Nat)      | 1          | -1           | -1.0       | 0          | 0         |
| <b>Berlin Total</b>    | <b>332</b> | <b>1,530</b> | <b>4.6</b> | <b>61t</b> | <b>10</b> |
| <b>Opponents Total</b> | <b>255</b> | <b>987</b>   | <b>3.9</b> | <b>40</b>  | <b>6</b>  |

## RECEIVING

|                        | No         | Yds          | Avg         | Lg         | TD        |
|------------------------|------------|--------------|-------------|------------|-----------|
| Brewster, C (GB)       | 37         | 548          | 14.8        | 55t        | 1         |
| Barclay, C (CLE)       | 21         | 157          | 7.5         | 26         | 0         |
| Musinski,R             | 21         | 284          | 13.5        | 63t        | 2         |
| Davis, C (NYG)         | 19         | 166          | 8.7         | 26         | 1         |
| Sanders, S (CLE)       | 14         | 251          | 17.9        | 62         | 0         |
| Gamez, A (Nat)         | 12         | 97           | 8.1         | 24         | 0         |
| Hoag, R (WAS)          | 8          | 131          | 16.4        | 52         | 0         |
| Shor, A (ARI)          | 7          | 70           | 10.0        | 24         | 0         |
| Abiamiri, R (BAL)      | 5          | 62           | 12.4        | 30         | 0         |
| Rhodes,D               | 3          | 34           | 11.3        | 12         | 0         |
| Murray,C               | 2          | 3            | 1.5         | 4          | 0         |
| Lulay, T (SEA)         | 1          | 7            | 7.0         | 7          | 0         |
| Tella, G (Nat)         | 1          | 16           | 16.0        | 16         | 0         |
| Guardia,M              | 1          | 4            | 4.0         | 4          | 0         |
| <b>Berlin Total</b>    | <b>152</b> | <b>1,830</b> | <b>12.0</b> | <b>63t</b> | <b>4</b>  |
| <b>Opponents Total</b> | <b>176</b> | <b>2,134</b> | <b>12.1</b> | <b>75t</b> | <b>18</b> |

## INTERCEPTIONS

|                        | No        | Yds        | Avg         | Lg          | TD       |
|------------------------|-----------|------------|-------------|-------------|----------|
| Thompson,C             | 2         | 100        | 50.0        | 100t        | 1        |
| Harrell,C              | 2         | 7          | 3.5         | 5           | 0        |
| Paris,S                | 1         | 13         | 13.0        | 13          | 0        |
| Dumas,J                | 1         | 3          | 3.0         | 3           | 0        |
| Vaughn, V (SF)         | 1         | 3          | 3.0         | 3           | 0        |
| Lay, J (STL)           | 1         | 0          | 0.0         | 0           | 0        |
| <b>Berlin Total</b>    | <b>8</b>  | <b>126</b> | <b>15.8</b> | <b>100t</b> | <b>1</b> |
| <b>Opponents Total</b> | <b>10</b> | <b>169</b> | <b>16.9</b> | <b>33</b>   | <b>1</b> |

## PUNTING

|                        | No        | Yds          | Avg         | Net         | TB       | In        | Lg        | B        |
|------------------------|-----------|--------------|-------------|-------------|----------|-----------|-----------|----------|
| Malone, T (NE)         | 39        | 1,538        | 39.4        | 32.8        | 3        | 5         | 55        | 0        |
| <b>Berlin Total</b>    | <b>39</b> | <b>1,538</b> | <b>39.4</b> | <b>32.8</b> | <b>3</b> | <b>5</b>  | <b>55</b> | <b>0</b> |
| <b>Opponents Total</b> | <b>43</b> | <b>1,894</b> | <b>44.0</b> | <b>36.2</b> | <b>6</b> | <b>20</b> | <b>60</b> | <b>3</b> |

## PUNT RETURNS

|                        | No        | FC       | Yds        | Avg        | Lg         | TD       |
|------------------------|-----------|----------|------------|------------|------------|----------|
| Barclay, C (CLE)       | 1         | 2        | 19         | 19.0       | 19         | 0        |
| Smith, K (TB)          | 7         | 3        | 59         | 8.4        | 25         | 0        |
| Musinski,R             | 6         | 3        | 32         | 5.3        | 21         | 0        |
| Harrell,C              | 0         | 1        | 0          | 0.0        | 0          | 0        |
| <b>Berlin Total</b>    | <b>14</b> | <b>9</b> | <b>110</b> | <b>7.9</b> | <b>25</b>  | <b>0</b> |
| <b>Opponents Total</b> | <b>21</b> | <b>3</b> | <b>197</b> | <b>9.4</b> | <b>71t</b> | <b>1</b> |

## KICKOFF RETURNS

|                        | No        | FC       | Yds        | Avg         | Lg         | TD       |
|------------------------|-----------|----------|------------|-------------|------------|----------|
| Barclay, C (CLE)       | 32        | 0        | 761        | 23.8        | 99t        | 1        |
| Brewster, C (GB)       | 1         | 0        | 15         | 15.0        | 15         | 0        |
| Edwards,S              | 1         | 0        | 13         | 13.0        | 13         | 0        |
| Harvey, J (PHI)        | 1         | 1        | 10         | 10.0        | 10         | 0        |
| Sanders, S (CLE)       | 4         | 0        | 39         | 9.8         | 25         | 0        |
| Clarke,T               | 1         | 0        | 1          | 1.0         | 1          | 0        |
| Smith, S (Nat)         | 0         | 0        | -5         | 0.0         | 0          | 0        |
| <b>Berlin Total</b>    | <b>40</b> | <b>1</b> | <b>834</b> | <b>20.9</b> | <b>99t</b> | <b>1</b> |
| <b>Opponents Total</b> | <b>33</b> | <b>0</b> | <b>692</b> | <b>21.0</b> | <b>41</b>  | <b>0</b> |

## FIELD GOALS

|                        | 1-19       | 20-29      | 30-39      | 40-49      | 50+        | Total        |
|------------------------|------------|------------|------------|------------|------------|--------------|
| Jacas,A                | 0-0        | 2-2        | 0-3        | 2-4        | 3-4        | 7-13         |
| Fitzpatrick,D.J        | 0-0        | 1-1        | 2-3        | 0-1        | 0-1        | 3-6          |
| <b>Berlin Total</b>    | <b>0-0</b> | <b>3-3</b> | <b>2-6</b> | <b>2-5</b> | <b>3-5</b> | <b>10-19</b> |
| <b>Opponents Total</b> | <b>0-0</b> | <b>3-3</b> | <b>3-4</b> | <b>2-2</b> | <b>0-1</b> | <b>8-10</b>  |



# BERLIN THUNDER STATISTICS

2007 Season, Week 10



| SACKS                  | No          | Yds          |
|------------------------|-------------|--------------|
| Curry, W (JAX)         | 5.5         | 35.5         |
| Tollefson, D (OAK)     | 4.5         | 22.5         |
| Vickerson,Q            | 3.0         | 17.0         |
| Peterson,J             | 2.5         | 23.5         |
| Shaw, B (WAS)          | 1.0         | 5.0          |
| Finke, P (Nat)         | 1.0         | 1.0          |
| Lay, J (STL)           | 1.0         | 11.0         |
| Sape,L                 | 0.5         | 0.5          |
| <i>Berlin Total</i>    | <i>19.0</i> | <i>116.0</i> |
| <i>Opponents Total</i> | <i>18.0</i> | <i>122.0</i> |

| DEFENSE               | TT         | UT         | AT         | SACK        | PD        | FF       | SPEC      | SPEC      | MISC      | MISC     | BLOCKED KICKS |          |          |          |
|-----------------------|------------|------------|------------|-------------|-----------|----------|-----------|-----------|-----------|----------|---------------|----------|----------|----------|
|                       |            |            |            |             |           |          | UT        | AT        | TACK      | AT       | P             | FG       | PAT      |          |
| Dumas,J               | 57         | 42         | 15         | 0.0         | 4         | 1        | 0         | 0         | 0         | 0        | 0             | 0        | 0        | 0        |
| Mendenhall,M          | 52         | 39         | 13         | 0.0         | 2         | 0        | 4         | 0         | 0         | 0        | 0             | 0        | 0        | 0        |
| Harrell,C             | 48         | 35         | 13         | 0.0         | 5         | 0        | 1         | 1         | 0         | 0        | 0             | 0        | 0        | 0        |
| Thompson,C            | 35         | 30         | 5          | 0.0         | 7         | 3        | 1         | 0         | 0         | 0        | 0             | 0        | 0        | 0        |
| Lay, J (STL)          | 34         | 31         | 3          | 1.0         | 8         | 1        | 0         | 0         | 0         | 0        | 0             | 0        | 0        | 0        |
| Curry, W (JAX)        | 31         | 25         | 6          | 5.5         | 4         | 1        | 0         | 0         | 0         | 0        | 0             | 0        | 0        | 0        |
| Vickerson,Q           | 30         | 20         | 10         | 3.0         | 3         | 0        | 0         | 0         | 0         | 0        | 0             | 0        | 0        | 0        |
| Paris,S               | 28         | 16         | 12         | 0.0         | 4         | 0        | 4         | 1         | 0         | 0        | 0             | 0        | 0        | 0        |
| Goodwell, T (GB)      | 28         | 23         | 5          | 0.0         | 4         | 2        | 1         | 0         | 0         | 0        | 0             | 0        | 0        | 0        |
| Adjei, R (Nat)        | 27         | 15         | 12         | 0.0         | 1         | 0        | 2         | 0         | 0         | 0        | 0             | 0        | 0        | 0        |
| Tollefson, D (OAK)    | 26         | 22         | 4          | 4.5         | 5         | 0        | 0         | 0         | 0         | 0        | 0             | 0        | 0        | 0        |
| Davis, D (SEA)        | 25         | 23         | 2          | 0.0         | 2         | 0        | 5         | 0         | 0         | 0        | 0             | 0        | 0        | 0        |
| Pruitt, E (DET)       | 25         | 20         | 5          | 0.0         | 1         | 1        | 0         | 0         | 0         | 0        | 0             | 0        | 0        | 0        |
| Sape,L                | 16         | 11         | 5          | 0.5         | 2         | 0        | 0         | 0         | 0         | 0        | 0             | 0        | 0        | 0        |
| Vaughn, V (SF)        | 16         | 12         | 4          | 0.0         | 5         | 0        | 2         | 0         | 0         | 0        | 0             | 0        | 0        | 0        |
| Peterson,J            | 15         | 10         | 5          | 2.5         | 1         | 0        | 0         | 0         | 0         | 0        | 0             | 0        | 0        | 0        |
| Flemming, O (Nat)     | 13         | 10         | 3          | 0.0         | 1         | 0        | 9         | 3         | 0         | 0        | 0             | 0        | 0        | 0        |
| Shaw, B (WAS)         | 11         | 8          | 3          | 1.0         | 3         | 0        | 0         | 0         | 0         | 0        | 0             | 0        | 0        | 0        |
| Finke, P (Nat)        | 9          | 5          | 4          | 1.0         | 0         | 0        | 1         | 0         | 0         | 0        | 0             | 0        | 0        | 0        |
| Flowers,J             | 8          | 4          | 4          | 0.0         | 1         | 0        | 6         | 1         | 0         | 0        | 0             | 0        | 0        | 0        |
| Team,                 | 4          | 3          | 1          | 0.0         | 0         | 0        | 0         | 0         | 1         | 0        | 0             | 0        | 0        | 0        |
| Clarke,T              | 2          | 1          | 1          | 0.0         | 0         | 0        | 0         | 1         | 0         | 0        | 0             | 0        | 0        | 0        |
| Houston,S             | 2          | 1          | 1          | 0.0         | 1         | 0        | 0         | 0         | 0         | 0        | 1             | 0        | 0        | 0        |
| Lulay, T (SEA)        | 1          | 0          | 1          | 0.0         | 0         | 0        | 0         | 0         | 4         | 0        | 0             | 0        | 0        | 0        |
| Smith, S (Nat)        | 1          | 0          | 1          | 0.0         | 0         | 0        | 4         | 3         | 0         | 0        | 0             | 0        | 0        | 0        |
| McMeans, T (CHI)      | 1          | 1          | 0          | 0.0         | 0         | 0        | 0         | 0         | 0         | 0        | 0             | 0        | 0        | 0        |
| Hoag, R (WAS)         | 1          | 1          | 0          | 0.0         | 0         | 0        | 3         | 0         | 0         | 0        | 1             | 0        | 0        | 0        |
| Davis, C (NYG)        | 1          | 1          | 0          | 0.0         | 0         | 0        | 0         | 0         | 1         | 0        | 0             | 0        | 0        | 0        |
| Washington,G          | 1          | 1          | 0          | 0.0         | 0         | 0        | 3         | 1         | 0         | 0        | 0             | 0        | 0        | 0        |
| Jacas,A               | 0          | 0          | 0          | 0.0         | 0         | 0        | 1         | 0         | 0         | 0        | 0             | 0        | 0        | 0        |
| Guardia,M             | 0          | 0          | 0          | 0.0         | 0         | 0        | 1         | 1         | 0         | 0        | 0             | 0        | 0        | 0        |
| Harvey, J (PHI)       | 0          | 0          | 0          | 0.0         | 0         | 0        | 0         | 0         | 1         | 0        | 0             | 0        | 0        | 0        |
| Brewster, C (GB)      | 0          | 0          | 0          | 0.0         | 0         | 0        | 0         | 0         | 4         | 0        | 0             | 0        | 0        | 0        |
| Gamez, A (Nat)        | 0          | 0          | 0          | 0.0         | 0         | 0        | 0         | 0         | 2         | 0        | 0             | 0        | 0        | 0        |
| Murray,C              | 0          | 0          | 0          | 0.0         | 1         | 0        | 0         | 0         | 0         | 0        | 0             | 0        | 0        | 0        |
| Fitzpatrick,D.J       | 0          | 0          | 0          | 0.0         | 0         | 0        | 1         | 0         | 0         | 0        | 0             | 0        | 0        | 0        |
| <i>Berlin Total</i>   | <i>548</i> | <i>410</i> | <i>138</i> | <i>19.0</i> | <i>65</i> | <i>9</i> | <i>50</i> | <i>12</i> | <i>13</i> | <i>0</i> | <i>2</i>      | <i>0</i> | <i>0</i> | <i>0</i> |
| <i>Opponent Total</i> | <i>610</i> | <i>467</i> | <i>143</i> | <i>18.0</i> | <i>71</i> | <i>6</i> | <i>48</i> | <i>17</i> | <i>9</i>  | <i>0</i> | <i>0</i>      | <i>0</i> | <i>0</i> | <i>0</i> |



# COLOGNE CENTURIANS STATISTICS

2007 Season, Week 10



## WON 6, LOST 4

|                         |   |       |             |                |
|-------------------------|---|-------|-------------|----------------|
| Apr 14                  | W | 24-18 | @ Hamburg   | 20,887         |
| Apr 21                  | L | 13-18 | Frankfurt   | 16,422         |
| Apr 28                  | W | 14-6  | @ Rhein     | 21,347         |
| May 5                   | L | 28-31 | Berlin      | 10,084         |
| May 13                  | W | 24-10 | @ Berlin    | 11,995         |
| May 19                  | W | 20-17 | Rhein       | 22,154         |
| May 25                  | W | 30-7  | @ Amsterdam | 11,714         |
| Jun 2                   | L | 7-21  | Hamburg     | 10,221         |
| Jun 9                   | W | 31-13 | Amsterdam   | 12,878         |
| Jun 16                  | L | 14-31 | @ Frankfurt | 35,087         |
| <i>Total Attendance</i> |   |       |             | <i>172,789</i> |

## TEAM STATISTICS

|                     | Cologne | Opponents |    |    |    |       |
|---------------------|---------|-----------|----|----|----|-------|
| TOTAL FIRST DOWNS   | 178     | 149       |    |    |    |       |
| Rushing             | 70      | 39        |    |    |    |       |
| Passing             | 96      | 88        |    |    |    |       |
| Penalty             | 12      | 22        |    |    |    |       |
| 3rd Down: Made/Att  | 60/135  | 43/127    |    |    |    |       |
| 3rd Down Pct.       | 44.4%   | 33.9%     |    |    |    |       |
| 4th Down: Made/Att  | 5/9     | 8/16      |    |    |    |       |
| 4th Down Pct.       | 55.6%   | 50.0%     |    |    |    |       |
| POSSESSION AVG.     | 30:59   | 29:02     |    |    |    |       |
| TOTAL NET YARDS     | 3,071   | 2,561     |    |    |    |       |
| Avg. Per Game       | 307.1   | 256.1     |    |    |    |       |
| Total Plays         | 628     | 334       |    |    |    |       |
| Avg. Per Play       | 4.9     | 7.7       |    |    |    |       |
| NET YARDS RUSHING   | 1,362   | 838       |    |    |    |       |
| Avg. Per Game       | 136.2   | 83.8      |    |    |    |       |
| Total Rushes        | 351     | 241       |    |    |    |       |
| NET YARDS PASSING   | 1,709   | 1,723     |    |    |    |       |
| Avg. Per Game       | 170.9   | 172.3     |    |    |    |       |
| Sacked/Yards Lost   | 28/175  | 29/219    |    |    |    |       |
| Gross Yards         | 1,884   | 1,942     |    |    |    |       |
| Att/Completions     | 249/163 | 305/171   |    |    |    |       |
| Completion Pct.     | 65.5%   | 56.1%     |    |    |    |       |
| Had Intercepted     | 9       | 13        |    |    |    |       |
| PUNTS/AVERAGE       | 43/41.5 | 43/41.3   |    |    |    |       |
| Net Punting Average | 34.2    | 35.2      |    |    |    |       |
| PENALTIES/YARDS     | 71/557  | 66/514    |    |    |    |       |
| FUMBLES/BALL LOST   | 14/11   | 15/8      |    |    |    |       |
| TOUCHDOWNS          | 25      | 20        |    |    |    |       |
| Rushing             | 8       | 6         |    |    |    |       |
| Passing             | 15      | 11        |    |    |    |       |
| Returns             | 2       | 3         |    |    |    |       |
| SCORE BY PERIODS    | 1       | 2         | 3  | 4  | OT | Total |
| Cologne             | 35      | 67        | 55 | 48 | 0  | 205   |
| Opponents           | 35      | 46        | 46 | 45 | 0  | 172   |

## SCORING

|                   | TD | Ru | Pa | Rt    | PAT | 2PAT  | FG | S   | TP |
|-------------------|----|----|----|-------|-----|-------|----|-----|----|
| Novak, N (CHI)    | 0  | 0  | 0  | 25/25 | 0/0 | 10/17 | 0  | 55  |    |
| Blizzard,B        | 0  | 6  | 0  | 0/0   | 0/0 | 0/0   | 0  | 36  |    |
| Ross, D (KC)      | 5  | 0  | 0  | 0/0   | 0/0 | 0/0   | 0  | 30  |    |
| Curtis, T (DAL)   | 0  | 3  | 0  | 0/0   | 0/0 | 0/0   | 0  | 18  |    |
| Harris,A.J.       | 2  | 1  | 0  | 0/0   | 0/0 | 0/0   | 0  | 18  |    |
| Bouknight, J (TB) | 0  | 2  | 0  | 0/0   | 0/0 | 0/0   | 0  | 12  |    |
| Hall,T            | 0  | 2  | 0  | 0/0   | 0/0 | 0/0   | 0  | 12  |    |
| Meyer,E           | 1  | 0  | 0  | 0/0   | 0/0 | 0/0   | 0  | 6   |    |
| Toler,B           | 0  | 1  | 0  | 0/0   | 0/0 | 0/0   | 0  | 6   |    |
| Reis, C (NO)      | 0  | 0  | 1  | 0/0   | 0/0 | 0/0   | 0  | 6   |    |
| Kobel, C (PHI)    | 0  | 0  | 1  | 0/0   | 0/0 | 0/0   | 0  | 6   |    |
| Cologne Total     | 8  | 15 | 2  | 25/25 | 0/0 | 10-17 | 0  | 205 |    |
| Opponents Total   | 6  | 11 | 3  | 17/18 | 0/2 | 11-18 | 0  | 172 |    |

## PASSING

|                 | Att | Cmp | Yds   | Cmp%  | Yds/Att | TD | TD%  | Int | Int% | Lg | Sk/Lost | Rating |
|-----------------|-----|-----|-------|-------|---------|----|------|-----|------|----|---------|--------|
| Meyer,E         | 204 | 140 | 1,604 | 68.6% | 7.86    | 13 | 6.4% | 6   | 2.9% | 50 | 24/152  | 101.0  |
| Porter, Q (HOU) | 44  | 23  | 280   | 52.3% | 6.36    | 2  | 4.5% | 3   | 6.8% | 50 | 4/23    | 58.9   |
| Ross, D (KC)    | 1   | 0   | 0     | 0.0%  | 0.00    | 0  | 0.0% | 0   | 0.0% | 0  | 0/0     | 39.6   |
| Cologne Total   | 249 | 163 | 1,884 | 65.5% | 7.57    | 15 | 6.0% | 9   | 3.6% | 50 | 28/175  | 93.2   |
| Opponents Total | 305 | 171 | 1,942 | 56.1% | 6.37    | 11 | 3.6% | 13  | 4.3% | 58 | 29/219  | 69.6   |

## RUSHING

|                   | No  | Yds   | Avg | Lg  | TD |
|-------------------|-----|-------|-----|-----|----|
| Ross, D (KC)      | 209 | 802   | 3.8 | 40  | 5  |
| Harris,A.J.       | 97  | 365   | 3.8 | 54t | 2  |
| Meyer,E           | 30  | 141   | 4.7 | 16  | 1  |
| Porter, Q (HOU)   | 4   | 24    | 6.0 | 11  | 0  |
| Bouknight, J (TB) | 3   | 10    | 3.3 | 8   | 0  |
| Hall,T            | 2   | 10    | 5.0 | 6   | 0  |
| Carter,A          | 2   | 6     | 3.0 | 4   | 0  |
| Stelly, J (CHI)   | 3   | 4     | 1.3 | 7   | 0  |
| Lee, G (ARI)      | 1   | 0     | 0.0 | 0   | 0  |
| Cologne Total     | 351 | 1,362 | 3.9 | 54t | 8  |
| Opponents Total   | 241 | 838   | 3.5 | 52  | 6  |

## RECEIVING

|                   | No  | Yds   | Avg  | Lg  | TD |
|-------------------|-----|-------|------|-----|----|
| Blizzard,B        | 37  | 489   | 13.2 | 40  | 6  |
| Toler,B           | 28  | 394   | 14.1 | 43  | 1  |
| Ross, D (KC)      | 21  | 131   | 6.2  | 15  | 0  |
| Harris,A.J.       | 19  | 149   | 7.8  | 26  | 1  |
| Bouknight, J (TB) | 17  | 236   | 13.9 | 27t | 2  |
| Hall,T            | 16  | 273   | 17.1 | 50  | 2  |
| Curtis, T (DAL)   | 14  | 112   | 8.0  | 35t | 3  |
| Sheldon, D (ATL)  | 2   | 13    | 6.5  | 10  | 0  |
| Carter,A          | 2   | 9     | 4.5  | 5   | 0  |
| Lee, G (ARI)      | 2   | 31    | 15.5 | 23  | 0  |
| Hippler, W (Nat)  | 2   | 3     | 1.5  | 2   | 0  |
| Curtis,K          | 1   | 5     | 5.0  | 5   | 0  |
| Kobel, C (PHI)    | 1   | 5     | 5.0  | 5   | 0  |
| Malm, C (Nat)     | 1   | 34    | 34.0 | 34  | 0  |
| Cologne Total     | 163 | 1,884 | 11.6 | 50  | 15 |
| Opponents Total   | 171 | 1,942 | 11.4 | 58  | 11 |

## INTERCEPTIONS

|                   | No | Yds | Avg  | Lg  | TD |
|-------------------|----|-----|------|-----|----|
| Smith, C (CLE)    | 3  | 50  | 16.7 | 37  | 0  |
| Curtis,K          | 2  | 62  | 31.0 | 62  | 0  |
| House,K           | 2  | 23  | 11.5 | 23  | 0  |
| Franklin, G (SD)  | 2  | 19  | 9.5  | 18  | 0  |
| Wishom, J (MIN)   | 1  | 34  | 34.0 | 34  | 0  |
| Nnabuiife, A (GB) | 1  | 22  | 22.0 | 22  | 0  |
| Reis, C (NO)      | 1  | 21  | 21.0 | 21t | 1  |
| Saldi, J (DAL)    | 1  | 21  | 21.0 | 21  | 0  |
| Cologne Total     | 13 | 252 | 19.4 | 62  | 1  |
| Opponents Total   | 9  | 143 | 15.9 | 81t | 1  |

## PUNTING

|                 | No | Yds   | Avg  | Net  | TB | In | Lg | B |
|-----------------|----|-------|------|------|----|----|----|---|
| Stelly, J (CHI) | 43 | 1,784 | 41.5 | 34.2 | 2  | 16 | 60 | 1 |
| Cologne Total   | 43 | 1,784 | 41.5 | 34.2 | 2  | 16 | 60 | 1 |
| Opponents Total | 43 | 1,778 | 41.3 | 35.2 | 5  | 12 | 59 | 0 |

## PUNT RETURNS

|                  | No | FC | Yds | Avg  | Lg  | TD |
|------------------|----|----|-----|------|-----|----|
| Sheldon, D (ATL) | 9  | 6  | 95  | 10.6 | 20  | 0  |
| Hall,T           | 9  | 4  | 68  | 7.6  | 19  | 0  |
| Kobel, C (PHI)   | 0  | 0  | 0   | 0.0  | 0   | 1  |
| Cologne Total    | 18 | 10 | 163 | 9.1  | 20  | 1  |
| Opponents Total  | 21 | 6  | 241 | 11.5 | 86t | 1  |

## KICKOFF RETURNS

|                  | No | FC | Yds | Avg  | Lg  | TD |
|------------------|----|----|-----|------|-----|----|
| Harris,A.J.      | 4  | 0  | 104 | 26.0 | 30  | 0  |
| Hall,T           | 9  | 0  | 217 | 24.1 | 44  | 0  |
| Sheldon, D (ATL) | 19 | 0  | 448 | 23.6 | 38  | 0  |
| Reis, C (NO)     | 2  | 0  | 39  | 19.5 | 20  | 0  |
| Gause,G          | 1  | 0  | 12  | 12.0 | 12  | 0  |
| Cologne Total    | 35 | 0  | 820 | 23.4 | 44  | 0  |
| Opponents Total  | 40 | 0  | 987 | 24.7 | 99t | 1  |

## FIELD GOALS

|                 | 1-19 | 20-29 | 30-39 | 40-49 | 50+ | Total |
|-----------------|------|-------|-------|-------|-----|-------|
| Novak, N (CHI)  | 1-1  | 3-3   | 3-7   | 3-5   | 0-1 | 10-17 |
| Cologne Total   | 1-1  | 3-3   | 3-7   | 3-5   | 0-1 | 10-17 |
| Opponents Total | 0-0  | 3-3   | 2-4   | 4-8   | 2-3 | 11-18 |



# COLOGNE CENTURIANS STATISTICS

2007 Season, Week 10



| SACKS                  | No          | Yds          |
|------------------------|-------------|--------------|
| Hall, J (CAR)          | 12.0        | 83.0         |
| Vickerson, K (MIA)     | 3.5         | 33.5         |
| King,T                 | 3.0         | 19.0         |
| Boykin, M (NO)         | 2.5         | 11.5         |
| Franklin, G (SD)       | 2.0         | 17.0         |
| Gause,G                | 2.0         | 17.0         |
| Johnson, T (IND)       | 1.5         | 23.5         |
| Lopez, M (Nat)         | 1.0         | 9.0          |
| Gardent, P (Nat)       | 1.0         | 5.0          |
| Kobel, C (PHI)         | 0.5         | 0.5          |
| <i>Cologne Total</i>   | <i>29.0</i> | <i>219.0</i> |
| <i>Opponents Total</i> | <i>28.0</i> | <i>175.0</i> |

| DEFENSE               | TT         | UT         | AT         | SACK        | PD        | FF        | SPEC UT   | SPEC AT   | MISC TACK | MISC AT  | BLOCKED KICKS |          |          |
|-----------------------|------------|------------|------------|-------------|-----------|-----------|-----------|-----------|-----------|----------|---------------|----------|----------|
|                       |            |            |            |             |           |           |           |           |           |          | P             | FG       | PAT      |
| Gardent, P (Nat)      | 75         | 53         | 22         | 1.0         | 3         | 0         | 4         | 1         | 0         | 0        | 0             | 0        | 0        |
| Reis, C (NO)          | 54         | 46         | 8          | 0.0         | 7         | 0         | 4         | 1         | 0         | 0        | 0             | 0        | 0        |
| Curtis,K              | 48         | 39         | 9          | 0.0         | 10        | 0         | 0         | 0         | 0         | 0        | 0             | 0        | 0        |
| Smith, C (CLE)        | 40         | 33         | 7          | 0.0         | 5         | 1         | 2         | 1         | 0         | 0        | 0             | 0        | 0        |
| House,K               | 36         | 28         | 8          | 0.0         | 17        | 0         | 4         | 0         | 0         | 0        | 0             | 0        | 0        |
| Franklin, G (SD)      | 35         | 31         | 4          | 2.0         | 15        | 1         | 3         | 1         | 0         | 0        | 0             | 0        | 0        |
| Vickerson, K (MIA)    | 31         | 23         | 8          | 3.5         | 2         | 0         | 0         | 0         | 0         | 0        | 0             | 0        | 0        |
| Hall, J (CAR)         | 30         | 21         | 9          | 12.0        | 2         | 0         | 0         | 0         | 0         | 0        | 0             | 0        | 0        |
| Wishom, J (MIN)       | 25         | 23         | 2          | 0.0         | 13        | 0         | 2         | 0         | 0         | 0        | 0             | 0        | 0        |
| Gause,G               | 25         | 18         | 7          | 2.0         | 1         | 0         | 2         | 0         | 0         | 0        | 0             | 0        | 0        |
| Boykin, M (NO)        | 24         | 16         | 8          | 2.5         | 1         | 0         | 0         | 0         | 0         | 0        | 0             | 0        | 0        |
| Johnson, T (IND)      | 17         | 13         | 4          | 1.5         | 0         | 2         | 0         | 0         | 0         | 0        | 0             | 0        | 0        |
| Saldi, J (DAL)        | 15         | 8          | 7          | 0.0         | 1         | 0         | 3         | 0         | 0         | 0        | 0             | 0        | 0        |
| Patterson,M           | 15         | 11         | 4          | 0.0         | 0         | 0         | 5         | 1         | 0         | 0        | 1             | 0        | 0        |
| King,T                | 14         | 12         | 2          | 3.0         | 1         | 0         | 0         | 0         | 0         | 0        | 0             | 0        | 0        |
| Lopez, M (Nat)        | 9          | 6          | 3          | 1.0         | 0         | 0         | 1         | 0         | 0         | 0        | 0             | 0        | 0        |
| Nnabuife, A (GB)      | 7          | 4          | 3          | 0.0         | 3         | 1         | 3         | 0         | 0         | 0        | 0             | 0        | 0        |
| Kobel, C (PHI)        | 6          | 3          | 3          | 0.5         | 3         | 0         | 2         | 0         | 0         | 0        | 0             | 0        | 0        |
| Team,                 | 6          | 6          | 0          | 0.0         | 0         | 0         | 1         | 0         | 2         | 0        | 0             | 0        | 0        |
| Holt,C                | 5          | 5          | 0          | 0.0         | 3         | 0         | 1         | 0         | 0         | 0        | 0             | 0        | 0        |
| Schober, D (Nat)      | 2          | 2          | 0          | 0.0         | 0         | 0         | 9         | 5         | 0         | 0        | 0             | 0        | 0        |
| Cantu, O (Nat)        | 2          | 1          | 1          | 0.0         | 1         | 0         | 6         | 1         | 0         | 0        | 0             | 0        | 0        |
| Sheldon, D (ATL)      | 1          | 1          | 0          | 0.0         | 0         | 0         | 0         | 0         | 0         | 0        | 0             | 0        | 0        |
| Hall,T                | 1          | 0          | 1          | 0.0         | 0         | 0         | 1         | 0         | 0         | 0        | 0             | 0        | 0        |
| Rantanen, J (Nat)     | 1          | 1          | 0          | 0.0         | 0         | 0         | 0         | 0         | 0         | 0        | 0             | 0        | 0        |
| Harris,A.J.           | 1          | 1          | 0          | 0.0         | 0         | 0         | 0         | 0         | 0         | 0        | 0             | 0        | 0        |
| Stelly, J (CHI)       | 0          | 0          | 0          | 0.0         | 0         | 0         | 2         | 0         | 0         | 0        | 0             | 0        | 0        |
| Toler,B               | 0          | 0          | 0          | 0.0         | 0         | 0         | 1         | 0         | 3         | 0        | 0             | 0        | 0        |
| Bouknight, J (TB)     | 0          | 0          | 0          | 0.0         | 0         | 0         | 1         | 0         | 1         | 0        | 0             | 0        | 0        |
| Ross, D (KC)          | 0          | 0          | 0          | 0.0         | 0         | 0         | 0         | 0         | 1         | 0        | 0             | 0        | 0        |
| Eslinger, G (DEN)     | 0          | 0          | 0          | 0.0         | 0         | 0         | 0         | 0         | 0         | 1        | 0             | 0        | 0        |
| Reuber, A (CIN)       | 0          | 0          | 0          | 0.0         | 0         | 1         | 0         | 0         | 1         | 0        | 0             | 0        | 0        |
| Dela Garza,A          | 0          | 0          | 0          | 0.0         | 0         | 0         | 0         | 0         | 2         | 0        | 0             | 0        | 0        |
| Douglas, C (TEN)      | 0          | 0          | 0          | 0.0         | 0         | 0         | 0         | 0         | 1         | 0        | 0             | 0        | 0        |
| Alston,J              | 0          | 0          | 0          | 0.0         | 0         | 0         | 0         | 0         | 1         | 0        | 0             | 0        | 0        |
| Curtis, T (DAL)       | 0          | 0          | 0          | 0.0         | 0         | 0         | 2         | 0         | 1         | 0        | 0             | 0        | 0        |
| <i>Cologne Total</i>  | <i>525</i> | <i>405</i> | <i>120</i> | <i>29.0</i> | <i>88</i> | <i>6</i>  | <i>59</i> | <i>11</i> | <i>13</i> | <i>1</i> | <i>1</i>      | <i>0</i> | <i>0</i> |
| <i>Opponent Total</i> | <i>642</i> | <i>503</i> | <i>139</i> | <i>28.0</i> | <i>45</i> | <i>12</i> | <i>51</i> | <i>12</i> | <i>13</i> | <i>0</i> | <i>1</i>      | <i>0</i> | <i>0</i> |



# FRANKFURT GALAXY STATISTICS

2007 Season, Week 10



## WON 7, LOST 3

|                         |   |       |             |                |
|-------------------------|---|-------|-------------|----------------|
| Apr 14                  | W | 30-14 | Amsterdam   | 38,125         |
| Apr 21                  | W | 18-13 | @ Cologne   | 16,422         |
| Apr 28                  | W | 20-17 | Hamburg     | 29,091         |
| May 6                   | L | 17-19 | @ Amsterdam | 10,788         |
| May 12                  | L | 24-27 | @ Rhein     | 27,349         |
| May 20                  | W | 35-7  | Berlin      | 30,125         |
| May 26                  | W | 23-10 | Rhein       | 32,789         |
| Jun 2                   | W | 25-22 | @ Berlin    | 11,882         |
| Jun 9                   | L | 31-36 | @ Hamburg   | 30,528         |
| Jun 16                  | W | 31-14 | Cologne     | 35,087         |
| <i>Total Attendance</i> |   |       |             | <i>262,186</i> |

## RUSHING

|                        | No         | Yds          | Avg        | Lg         | TD        |
|------------------------|------------|--------------|------------|------------|-----------|
| Edwards,S              | 73         | 260          | 3.6        | 21         | 1         |
| Anthony,C              | 51         | 244          | 4.8        | 23t        | 3         |
| Sherrell, A (DET)      | 34         | 179          | 5.3        | 21         | 0         |
| Birmingham, D (NYG)    | 43         | 134          | 3.1        | 12         | 0         |
| O'Sullivan, J.T. (CHI) | 31         | 110          | 3.5        | 13         | 2         |
| Laskowski,C            | 1          | 62           | 62.0       | 62t        | 1         |
| Niklos,J.R.            | 12         | 39           | 3.3        | 7          | 0         |
| Middleton,B            | 2          | 30           | 15.0       | 21         | 0         |
| Eakin, K (BUF)         | 5          | 2            | 0.4        | 6          | 0         |
| <i>Frankfurt Total</i> | <i>252</i> | <i>1,060</i> | <i>4.2</i> | <i>62t</i> | <i>7</i>  |
| <i>Opponents Total</i> | <i>273</i> | <i>971</i>   | <i>3.6</i> | <i>37</i>  | <i>10</i> |

## TEAM STATISTICS

|                         | Frankfurt | Opponents |          |          |           |              |
|-------------------------|-----------|-----------|----------|----------|-----------|--------------|
| TOTAL FIRST DOWNS       | 195       | 183       |          |          |           |              |
| Rushing                 | 59        | 55        |          |          |           |              |
| Passing                 | 119       | 111       |          |          |           |              |
| Penalty                 | 17        | 17        |          |          |           |              |
| 3rd Down: Made/Att      | 49/116    | 56/127    |          |          |           |              |
| 3rd Down Pct.           | 42.2%     | 44.1%     |          |          |           |              |
| 4th Down: Made/Att      | 3/6       | 4/9       |          |          |           |              |
| 4th Down Pct.           | 50.0%     | 44.4%     |          |          |           |              |
| POSSESSION AVG.         | 29:27     | 30:33     |          |          |           |              |
| TOTAL NET YARDS         | 3,555     | 3,049     |          |          |           |              |
| Avg. Per Game           | 355.5     | 304.9     |          |          |           |              |
| Total Plays             | 588       | 331       |          |          |           |              |
| Avg. Per Play           | 6.0       | 9.2       |          |          |           |              |
| NET YARDS RUSHING       | 1,060     | 971       |          |          |           |              |
| Avg. Per Game           | 106.0     | 97.1      |          |          |           |              |
| Total Rushes            | 252       | 273       |          |          |           |              |
| NET YARDS PASSING       | 2,495     | 2,078     |          |          |           |              |
| Avg. Per Game           | 249.5     | 207.8     |          |          |           |              |
| Sacked/Yards Lost       | 15/139    | 21/124    |          |          |           |              |
| Gross Yards             | 2,634     | 2,202     |          |          |           |              |
| Att/Completions         | 321/210   | 310/179   |          |          |           |              |
| Completion Pct.         | 65.4%     | 57.7%     |          |          |           |              |
| Had Intercepted         | 9         | 15        |          |          |           |              |
| PUNTS/AVERAGE           | 26/42.0   | 39/42.3   |          |          |           |              |
| Net Punting Average     | 33.4      | 33.7      |          |          |           |              |
| PENALTIES/YARDS         | 72/623    | 81/677    |          |          |           |              |
| FUMBLES/BALL LOST       | 13/7      | 12/9      |          |          |           |              |
| TOUCHDOWNS              | 29        | 22        |          |          |           |              |
| Rushing                 | 7         | 10        |          |          |           |              |
| Passing                 | 20        | 10        |          |          |           |              |
| Returns                 | 2         | 2         |          |          |           |              |
| <b>SCORE BY PERIODS</b> | <b>1</b>  | <b>2</b>  | <b>3</b> | <b>4</b> | <b>OT</b> | <b>Total</b> |
| Frankfurt               | 65        | 62        | 64       | 63       | 0         | 254          |
| Opponents               | 45        | 53        | 31       | 50       | 0         | 179          |

## RECEIVING

|                        | No         | Yds          | Avg         | Lg         | TD        |
|------------------------|------------|--------------|-------------|------------|-----------|
| Middleton,B            | 45         | 540          | 12.0        | 44         | 3         |
| Petrowski, J (TEN)     | 32         | 474          | 14.8        | 42         | 5         |
| Ortiz,R                | 27         | 255          | 9.4         | 26t        | 2         |
| Huggins,F              | 19         | 306          | 16.1        | 52         | 2         |
| Jamison, J (PHI)       | 16         | 216          | 13.5        | 30         | 1         |
| Birmingham, D (NYG)    | 15         | 105          | 7.0         | 18         | 0         |
| Hosack,A               | 12         | 344          | 28.7        | 65t        | 6         |
| Edwards,S              | 12         | 158          | 13.2        | 36         | 0         |
| Jones,D                | 9          | 79           | 8.8         | 21         | 1         |
| Sherrell, A (DET)      | 8          | 62           | 7.8         | 16         | 0         |
| Niklos,J.R.            | 7          | 39           | 5.6         | 10         | 0         |
| Anthony,C              | 4          | 20           | 5.0         | 7          | 0         |
| Woods,R                | 2          | 12           | 6.0         | 8          | 0         |
| Cottrell, T.J (SD)     | 2          | 24           | 12.0        | 15         | 0         |
| <i>Frankfurt Total</i> | <i>210</i> | <i>2,634</i> | <i>12.5</i> | <i>65t</i> | <i>20</i> |
| <i>Opponents Total</i> | <i>179</i> | <i>2,202</i> | <i>12.3</i> | <i>62</i>  | <i>10</i> |

## INTERCEPTIONS

|                        | No        | Yds        | Avg         | Lg         | TD       |
|------------------------|-----------|------------|-------------|------------|----------|
| Mitchell, S (MIA)      | 2         | 81         | 40.5        | 81t        | 1        |
| Williams,D             | 2         | 65         | 32.5        | 33         | 0        |
| Kwaku,E                | 2         | 33         | 16.5        | 30         | 0        |
| Alford,B               | 2         | 33         | 16.5        | 33         | 0        |
| Rockett,R              | 1         | 5          | 5.0         | 5          | 0        |
| Woodfin,Z              | 1         | 5          | 5.0         | 5          | 0        |
| Laskowski,C            | 1         | 3          | 3.0         | 3          | 0        |
| Sinclair,M             | 1         | 2          | 2.0         | 2          | 0        |
| Greene, L (Nat)        | 1         | 0          | 0.0         | 0          | 0        |
| Reid, N (KC)           | 1         | 0          | 0.0         | 0          | 0        |
| Fitch, Z (NYJ)         | 1         | 0          | 0.0         | 0          | 0        |
| <i>Frankfurt Total</i> | <i>15</i> | <i>227</i> | <i>15.1</i> | <i>81t</i> | <i>1</i> |
| <i>Opponents Total</i> | <i>9</i>  | <i>177</i> | <i>19.7</i> | <i>65t</i> | <i>2</i> |

## PUNTING

|                        | No        | Yds          | Avg         | Net         | TB       | In       | Lg        | B        |
|------------------------|-----------|--------------|-------------|-------------|----------|----------|-----------|----------|
| Basler, K (CLE)        | 26        | 1,091        | 42.0        | 33.4        | 2        | 7        | 55        | 2        |
| <i>Frankfurt Total</i> | <i>26</i> | <i>1,091</i> | <i>42.0</i> | <i>33.4</i> | <i>2</i> | <i>7</i> | <i>55</i> | <i>2</i> |
| <i>Opponents Total</i> | <i>39</i> | <i>1,649</i> | <i>42.3</i> | <i>33.7</i> | <i>3</i> | <i>8</i> | <i>56</i> | <i>0</i> |

## PUNT RETURNS

|                        | No        | FC       | Yds        | Avg         | Lg         | TD       |
|------------------------|-----------|----------|------------|-------------|------------|----------|
| Ortiz,R                | 2         | 0        | 37         | 18.5        | 22         | 0        |
| Middleton,B            | 19        | 2        | 211        | 11.1        | 71t        | 1        |
| Birmingham, D (NYG)    | 5         | 2        | 27         | 5.4         | 10         | 0        |
| <i>Frankfurt Total</i> | <i>26</i> | <i>4</i> | <i>275</i> | <i>10.6</i> | <i>71t</i> | <i>1</i> |
| <i>Opponents Total</i> | <i>15</i> | <i>5</i> | <i>117</i> | <i>7.8</i>  | <i>23</i>  | <i>0</i> |

## KICKOFF RETURNS

|                        | No        | FC       | Yds          | Avg         | Lg        | TD       |
|------------------------|-----------|----------|--------------|-------------|-----------|----------|
| Ortiz,R                | 1         | 0        | 28           | 28.0        | 28        | 0        |
| Middleton,B            | 8         | 0        | 222          | 27.8        | 57        | 0        |
| Sherrell, A (DET)      | 1         | 0        | 23           | 23.0        | 23        | 0        |
| Jones,D                | 1         | 0        | 19           | 19.0        | 19        | 0        |
| Jamison, J (PHI)       | 11        | 0        | 202          | 18.4        | 26        | 0        |
| Birmingham, D (NYG)    | 8         | 0        | 143          | 17.9        | 26        | 0        |
| Woods,R                | 1         | 0        | 16           | 16.0        | 16        | 0        |
| Huggins,F              | 3         | 0        | 46           | 15.3        | 20        | 0        |
| <i>Frankfurt Total</i> | <i>38</i> | <i>0</i> | <i>792</i>   | <i>20.8</i> | <i>57</i> | <i>0</i> |
| <i>Opponents Total</i> | <i>46</i> | <i>1</i> | <i>1,026</i> | <i>22.3</i> | <i>79</i> | <i>0</i> |

## FIELD GOALS

|                        | 1-19       | 20-29      | 30-39      | 40-49      | 50+        | Total        |
|------------------------|------------|------------|------------|------------|------------|--------------|
| Lloyd,R                | 0-0        | 7-7        | 5-6        | 2-7        | 2-3        | 16-23        |
| <i>Frankfurt Total</i> | <i>0-0</i> | <i>7-7</i> | <i>5-6</i> | <i>2-7</i> | <i>2-3</i> | <i>16-23</i> |
| <i>Opponents Total</i> | <i>0-0</i> | <i>3-3</i> | <i>4-4</i> | <i>1-3</i> | <i>0-2</i> | <i>8-12</i>  |

## SCORING

|                        | TD        | Ru        | Pa       | Rt           | PAT        | 2PAT         | FG       | S          | TP |
|------------------------|-----------|-----------|----------|--------------|------------|--------------|----------|------------|----|
| Lloyd,R                | 0         | 0         | 0        | 28/28        | 0/0        | 16/23        | 0        | 78         |    |
| Hosack,A               | 0         | 6         | 0        | 0/0          | 0/0        | 0/0          | 0        | 36         |    |
| Petrowski, J (TEN)     | 0         | 5         | 0        | 0/0          | 0/0        | 0/0          | 0        | 30         |    |
| Middleton,B            | 0         | 3         | 1        | 0/0          | 0/0        | 0/0          | 0        | 24         |    |
| Anthony,C              | 3         | 0         | 0        | 0/0          | 0/0        | 0/0          | 0        | 18         |    |
| O'Sullivan, J.T. (CHI) | 2         | 0         | 0        | 0/0          | 1/1        | 0/0          | 0        | 14         |    |
| Huggins,F              | 0         | 2         | 0        | 0/0          | 0/0        | 0/0          | 0        | 12         |    |
| Ortiz,R                | 0         | 2         | 0        | 0/0          | 0/0        | 0/0          | 0        | 12         |    |
| Jamison, J (PHI)       | 0         | 1         | 0        | 0/0          | 0/0        | 0/0          | 0        | 6          |    |
| Mitchell, S (MIA)      | 0         | 0         | 1        | 0/0          | 0/0        | 0/0          | 0        | 6          |    |
| Laskowski,C            | 1         | 0         | 0        | 0/0          | 0/0        | 0/0          | 0        | 6          |    |
| Jones,D                | 0         | 1         | 0        | 0/0          | 0/0        | 0/0          | 0        | 6          |    |
| Edwards,S              | 1         | 0         | 0        | 0/0          | 0/0        | 0/0          | 0        | 6          |    |
| <i>Frankfurt Total</i> | <i>7</i>  | <i>20</i> | <i>2</i> | <i>28/28</i> | <i>1/1</i> | <i>16-23</i> | <i>0</i> | <i>254</i> |    |
| <i>Opponents Total</i> | <i>10</i> | <i>10</i> | <i>2</i> | <i>17/20</i> | <i>2/2</i> | <i>8-12</i>  | <i>1</i> | <i>179</i> |    |



# FRANKFURT GALAXY STATISTICS

2007 Season, Week 10



| PASSING                | Att        | Cmp        | Yds          | Cmp%         | Yds/Att     | TD        | TD%         | Int       | Int%        | Lg         | Sk/Lost       | Rating      |
|------------------------|------------|------------|--------------|--------------|-------------|-----------|-------------|-----------|-------------|------------|---------------|-------------|
| O'Sullivan, J.T. (CHI) | 254        | 174        | 2,201        | 68.5%        | 8.67        | 16        | 6.3%        | 7         | 2.8%        | 65t        | 13/120        | 104.8       |
| Eakin, K (BUF)         | 67         | 36         | 433          | 53.7%        | 6.46        | 4         | 6.0%        | 2         | 3.0%        | 60t        | 2/19          | 81.3        |
| <i>Frankfurt Total</i> | <i>321</i> | <i>210</i> | <i>2,634</i> | <i>65.4%</i> | <i>8.21</i> | <i>20</i> | <i>6.2%</i> | <i>9</i>  | <i>2.8%</i> | <i>65t</i> | <i>15/139</i> | <i>99.9</i> |
| <i>Opponents Total</i> | <i>310</i> | <i>179</i> | <i>2,202</i> | <i>57.7%</i> | <i>7.10</i> | <i>10</i> | <i>3.2%</i> | <i>15</i> | <i>4.8%</i> | <i>62</i>  | <i>21/124</i> | <i>70.4</i> |

| SACKS                  | No          | Yds          |
|------------------------|-------------|--------------|
| Syptak, J (KC)         | 5.5         | 24.0         |
| Winkler, U (Nat)       | 4.5         | 29.0         |
| Reid, N (KC)           | 3.0         | 22.0         |
| Fifita, S (MIA)        | 2.5         | 21.5         |
| Sinclair,M             | 2.0         | 17.0         |
| Ayodele, R (DAL)       | 1.0         | 6.0          |
| Brown,J                | 1.0         | 3.0          |
| King, K (BAL)          | 1.0         | 0.0          |
| Landrom, J (JAX)       | 0.5         | 1.5          |
| <i>Frankfurt Total</i> | <i>21.0</i> | <i>124.0</i> |
| <i>Opponents Total</i> | <i>15.0</i> | <i>139.0</i> |

| DEFENSE                | TT         | UT         | AT        | SACK        | PD        | FF       | SPEC      | SPEC      | MISC      | MISC     | BLOCKED KICKS |          |          |
|------------------------|------------|------------|-----------|-------------|-----------|----------|-----------|-----------|-----------|----------|---------------|----------|----------|
|                        |            |            |           |             |           |          | UT        | AT        | TACK      | AT       | P             | FG       | PAT      |
| Sinclair,M             | 56         | 42         | 14        | 2.0         | 5         | 1        | 2         | 0         | 0         | 0        | 0             | 0        | 0        |
| Reid, N (KC)           | 55         | 52         | 3         | 3.0         | 3         | 1        | 5         | 1         | 0         | 0        | 0             | 0        | 0        |
| Landrom, J (JAX)       | 41         | 34         | 7         | 0.5         | 2         | 0        | 3         | 2         | 0         | 0        | 0             | 0        | 0        |
| Williams,D             | 32         | 24         | 8         | 0.0         | 3         | 1        | 4         | 1         | 0         | 0        | 0             | 0        | 0        |
| Mitchell, S (MIA)      | 31         | 29         | 2         | 0.0         | 9         | 0        | 0         | 0         | 0         | 0        | 0             | 0        | 0        |
| Syptak, J (KC)         | 30         | 28         | 2         | 5.5         | 1         | 2        | 1         | 0         | 0         | 0        | 0             | 0        | 0        |
| Alford,B               | 28         | 24         | 4         | 0.0         | 8         | 0        | 1         | 0         | 0         | 0        | 0             | 0        | 0        |
| Brown,J                | 26         | 20         | 6         | 1.0         | 3         | 1        | 0         | 0         | 0         | 0        | 0             | 0        | 0        |
| Fifita, S (MIA)        | 26         | 23         | 3         | 2.5         | 0         | 0        | 0         | 0         | 0         | 0        | 0             | 0        | 0        |
| Kwaku,E                | 24         | 21         | 3         | 0.0         | 5         | 0        | 6         | 1         | 0         | 0        | 0             | 0        | 0        |
| Fitch, Z (NYJ)         | 23         | 20         | 3         | 0.0         | 5         | 0        | 0         | 0         | 0         | 0        | 0             | 0        | 0        |
| Laskowski,C            | 21         | 14         | 7         | 0.0         | 2         | 1        | 7         | 0         | 0         | 0        | 0             | 0        | 0        |
| Killion,K              | 20         | 13         | 7         | 0.0         | 3         | 0        | 2         | 0         | 0         | 0        | 0             | 0        | 0        |
| Winkler, U (Nat)       | 20         | 17         | 3         | 4.5         | 1         | 0        | 0         | 0         | 0         | 0        | 0             | 0        | 0        |
| Woodfin,Z              | 19         | 16         | 3         | 0.0         | 2         | 0        | 4         | 0         | 0         | 0        | 0             | 0        | 0        |
| Rockett,R              | 17         | 16         | 1         | 0.0         | 3         | 0        | 0         | 0         | 0         | 0        | 0             | 0        | 0        |
| Ayodele, R (DAL)       | 15         | 13         | 2         | 1.0         | 1         | 0        | 0         | 0         | 0         | 0        | 0             | 0        | 0        |
| King, K (BAL)          | 6          | 5          | 1         | 1.0         | 0         | 0        | 0         | 0         | 0         | 0        | 0             | 0        | 0        |
| Benetka, D (Nat)       | 5          | 5          | 0         | 0.0         | 0         | 0        | 1         | 0         | 0         | 0        | 0             | 0        | 0        |
| Greene, L (Nat)        | 3          | 3          | 0         | 0.0         | 1         | 0        | 1         | 0         | 0         | 0        | 0             | 0        | 0        |
| Cottrell, J (BAL)      | 2          | 1          | 1         | 0.0         | 0         | 0        | 1         | 0         | 0         | 0        | 0             | 0        | 0        |
| Sims,D                 | 2          | 2          | 0         | 0.0         | 0         | 0        | 2         | 1         | 0         | 0        | 0             | 0        | 0        |
| White,M                | 1          | 1          | 0         | 0.0         | 0         | 0        | 0         | 0         | 0         | 0        | 0             | 0        | 0        |
| O'Sullivan, J.T. (CHI) | 0          | 0          | 0         | 0.0         | 0         | 0        | 0         | 0         | 1         | 0        | 0             | 0        | 0        |
| Lloyd,R                | 0          | 0          | 0         | 0.0         | 0         | 0        | 2         | 0         | 0         | 0        | 0             | 0        | 0        |
| Huggins,F              | 0          | 0          | 0         | 0.0         | 0         | 0        | 0         | 0         | 1         | 0        | 0             | 0        | 0        |
| Jamison, J (PHI)       | 0          | 0          | 0         | 0.0         | 0         | 0        | 6         | 1         | 0         | 0        | 0             | 0        | 0        |
| Niklos,J.R.            | 0          | 0          | 0         | 0.0         | 0         | 0        | 1         | 0         | 0         | 0        | 0             | 0        | 0        |
| Missant,C              | 0          | 0          | 0         | 0.0         | 0         | 0        | 0         | 0         | 1         | 0        | 0             | 0        | 0        |
| Ortiz,R                | 0          | 0          | 0         | 0.0         | 0         | 0        | 1         | 1         | 2         | 0        | 0             | 0        | 0        |
| Middleton,B            | 0          | 0          | 0         | 0.0         | 0         | 0        | 1         | 0         | 1         | 0        | 0             | 0        | 0        |
| Anthony,C              | 0          | 0          | 0         | 0.0         | 0         | 0        | 2         | 1         | 2         | 0        | 0             | 0        | 0        |
| Opoku,B                | 0          | 0          | 0         | 0.0         | 0         | 0        | 4         | 1         | 0         | 0        | 0             | 0        | 0        |
| Cottrell, T.J (SD)     | 0          | 0          | 0         | 0.0         | 0         | 0        | 1         | 0         | 1         | 0        | 0             | 0        | 0        |
| <i>Frankfurt Total</i> | <i>506</i> | <i>426</i> | <i>80</i> | <i>21.0</i> | <i>57</i> | <i>7</i> | <i>59</i> | <i>10</i> | <i>10</i> | <i>0</i> | <i>0</i>      | <i>0</i> | <i>0</i> |
| <i>Opponent Total</i>  | <i>512</i> | <i>426</i> | <i>86</i> | <i>15.0</i> | <i>48</i> | <i>8</i> | <i>58</i> | <i>4</i>  | <i>16</i> | <i>0</i> | <i>1</i>      | <i>0</i> | <i>0</i> |



# HAMBURG SEA DEVILS STATISTICS

2007 Season, Week 10



## WON 7, LOST 3

|                         |   |       |             |                |
|-------------------------|---|-------|-------------|----------------|
| Apr 14                  | L | 18-24 | Cologne     | 20,887         |
| Apr 22                  | W | 16-7  | @ Berlin    | 30,657         |
| Apr 28                  | L | 17-20 | @ Frankfurt | 29,091         |
| May 6                   | W | 34-9  | Rhein       | 19,347         |
| May 12                  | W | 24-17 | Amsterdam   | 15,271         |
| May 18                  | L | 31-41 | @ Amsterdam | 9,384          |
| May 26                  | W | 17-7  | Berlin      | 18,337         |
| Jun 2                   | W | 21-7  | @ Cologne   | 10,221         |
| Jun 9                   | W | 36-31 | Frankfurt   | 30,528         |
| Jun 16                  | W | 17-13 | @ Rhein     | 22,980         |
| <i>Total Attendance</i> |   |       |             | <b>206,703</b> |

## TEAM STATISTICS

|                          | Hamburg | Opponents |    |    |    |       |
|--------------------------|---------|-----------|----|----|----|-------|
| <b>TOTAL FIRST DOWNS</b> | 172     | 170       |    |    |    |       |
| Rushing                  | 52      | 55        |    |    |    |       |
| Passing                  | 106     | 101       |    |    |    |       |
| Penalty                  | 14      | 14        |    |    |    |       |
| 3rd Down: Made/Att       | 45/114  | 62/135    |    |    |    |       |
| 3rd Down Pct.            | 39.5%   | 45.9%     |    |    |    |       |
| 4th Down: Made/Att       | 3/6     | 3/8       |    |    |    |       |
| 4th Down Pct.            | 50.0%   | 37.5%     |    |    |    |       |
| <b>POSSESSION AVG.</b>   | 30:22   | 29:39     |    |    |    |       |
| <b>TOTAL NET YARDS</b>   | 3,064   | 2,980     |    |    |    |       |
| Avg. Per Game            | 306.4   | 298.0     |    |    |    |       |
| Total Plays              | 565     | 329       |    |    |    |       |
| Avg. Per Play            | 5.4     | 9.1       |    |    |    |       |
| <b>NET YARDS RUSHING</b> | 986     | 1,093     |    |    |    |       |
| Avg. Per Game            | 98.6    | 109.3     |    |    |    |       |
| Total Rushes             | 264     | 263       |    |    |    |       |
| <b>NET YARDS PASSING</b> | 2,078   | 1,887     |    |    |    |       |
| Avg. Per Game            | 207.8   | 188.7     |    |    |    |       |
| Sacked/Yards Lost        | 18/86   | 25/159    |    |    |    |       |
| Gross Yards              | 2,164   | 2,046     |    |    |    |       |
| Att/Completions          | 283/165 | 304/185   |    |    |    |       |
| Completion Pct.          | 58.3%   | 60.9%     |    |    |    |       |
| Had Intercepted          | 8       | 9         |    |    |    |       |
| <b>PUNTS/AVERAGE</b>     | 41/41.0 | 44/41.2   |    |    |    |       |
| Net Punting Average      | 34.8    | 36.8      |    |    |    |       |
| <b>PENALTIES/YARDS</b>   | 66/545  | 83/666    |    |    |    |       |
| <b>FUMBLES/BALL LOST</b> | 12/5    | 13/7      |    |    |    |       |
| <b>TOUCHDOWNS</b>        | 27      | 21        |    |    |    |       |
| Rushing                  | 8       | 10        |    |    |    |       |
| Passing                  | 16      | 11        |    |    |    |       |
| Returns                  | 3       | 0         |    |    |    |       |
| <b>SCORE BY PERIODS</b>  | 1       | 2         | 3  | 4  | OT | Total |
| Hamburg                  | 40      | 64        | 53 | 74 | 0  | 231   |
| Opponents                | 31      | 61        | 40 | 44 | 0  | 176   |

## SCORING

|                        | TD        | Ru        | Pa       | Rt           | PAT        | 2PAT         | FG       | S          | TP |
|------------------------|-----------|-----------|----------|--------------|------------|--------------|----------|------------|----|
| Andrus, S (IND)        | 0         | 0         | 0        | 23/24        | 0/0        | 0/0          | 14/17    | 0          | 65 |
| Maxwell, M (SF)        | 0         | 7         | 0        | 0/0          | 0/0        | 0/0          | 0/0      | 0          | 42 |
| Hollings,T             | 4         | 0         | 0        | 0/0          | 0/0        | 0/0          | 0/0      | 0          | 24 |
| Allen, J (Nat)         | 3         | 0         | 0        | 0/0          | 0/0        | 0/0          | 0/0      | 0          | 18 |
| Johnson, T (DEN)       | 0         | 3         | 0        | 0/0          | 0/0        | 0/0          | 0/0      | 0          | 18 |
| Jenkins,J              | 0         | 2         | 0        | 0/0          | 0/0        | 0/0          | 0/0      | 0          | 12 |
| McCready, S (Nat)      | 0         | 2         | 0        | 0/0          | 0/0        | 0/0          | 0/0      | 0          | 12 |
| Grimes, B (ATL)        | 0         | 0         | 2        | 0/0          | 0/0        | 0/0          | 0/0      | 0          | 12 |
| Bramlet, C (WAS)       | 1         | 0         | 0        | 0/0          | 1/3        | 0/0          | 0/0      | 0          | 8  |
| Hardmon,B              | 0         | 0         | 1        | 0/0          | 0/0        | 0/0          | 0/0      | 0          | 6  |
| Washburn,C             | 0         | 1         | 0        | 0/0          | 0/0        | 0/0          | 0/0      | 0          | 6  |
| Davis,J                | 0         | 1         | 0        | 0/0          | 0/0        | 0/0          | 0/0      | 0          | 6  |
| Team,                  | 0         | 0         | 0        | 0/0          | 0/0        | 0/0          | 0/0      | 1          | 2  |
| <b>Hamburg Total</b>   | <b>8</b>  | <b>16</b> | <b>3</b> | <b>23/24</b> | <b>1/3</b> | <b>14-17</b> | <b>1</b> | <b>231</b> |    |
| <b>Opponents Total</b> | <b>10</b> | <b>11</b> | <b>0</b> | <b>19/21</b> | <b>0/0</b> | <b>10-15</b> | <b>0</b> | <b>176</b> |    |

## PASSING

|                        | Att        | Cmp        | Yds          | Cmp%         | Yds/Att     | TD        | TD%         | Int      | Int%        | Lg         | Sk/Lost       | Rating      |
|------------------------|------------|------------|--------------|--------------|-------------|-----------|-------------|----------|-------------|------------|---------------|-------------|
| Bramlet, C (WAS)       | 254        | 151        | 2,019        | 59.4%        | 7.95        | 16        | 6.3%        | 5        | 2.0%        | 75t        | 14/73         | 97.5        |
| Rutherford,R           | 18         | 8          | 100          | 44.4%        | 5.56        | 0         | 0.0%        | 3        | 16.7%       | 33         | 4/13          | 22.7        |
| McGann, M (IND)        | 11         | 6          | 45           | 54.5%        | 4.09        | 0         | 0.0%        | 0        | 0.0%        | 12         | 0/0           | 64.6        |
| <b>Hamburg Total</b>   | <b>283</b> | <b>165</b> | <b>2,164</b> | <b>58.3%</b> | <b>7.65</b> | <b>16</b> | <b>5.7%</b> | <b>8</b> | <b>2.8%</b> | <b>75t</b> | <b>18/86</b>  | <b>89.6</b> |
| <b>Opponents Total</b> | <b>304</b> | <b>185</b> | <b>2,046</b> | <b>60.9%</b> | <b>6.73</b> | <b>11</b> | <b>3.6%</b> | <b>9</b> | <b>3.0%</b> | <b>65t</b> | <b>25/159</b> | <b>80.6</b> |

## RUSHING

|                        | No         | Yds          | Avg        | Lg         | TD        |
|------------------------|------------|--------------|------------|------------|-----------|
| Hollings,T             | 101        | 389          | 3.9        | 40         | 4         |
| Griffin,Q              | 77         | 358          | 4.6        | 30         | 0         |
| Allen, J (Nat)         | 46         | 118          | 2.6        | 12         | 3         |
| Rutherford,R           | 10         | 67           | 6.7        | 15         | 0         |
| Bramlet, C (WAS)       | 25         | 33           | 1.3        | 14         | 1         |
| Maxwell, M (SF)        | 2          | 13           | 6.5        | 10         | 0         |
| Jenkins,J              | 1          | 12           | 12.0       | 12         | 0         |
| McGann, M (IND)        | 2          | -4           | -2.0       | 0          | 0         |
| <b>Hamburg Total</b>   | <b>264</b> | <b>986</b>   | <b>3.7</b> | <b>40</b>  | <b>8</b>  |
| <b>Opponents Total</b> | <b>263</b> | <b>1,093</b> | <b>4.2</b> | <b>54t</b> | <b>10</b> |

## RECEIVING

|                        | No         | Yds          | Avg         | Lg         | TD        |
|------------------------|------------|--------------|-------------|------------|-----------|
| Jenkins,J              | 32         | 509          | 15.9        | 50         | 2         |
| Maxwell, M (SF)        | 32         | 499          | 15.6        | 51         | 7         |
| Johnson, T (DEN)       | 23         | 279          | 12.1        | 33         | 3         |
| Davis,J                | 20         | 274          | 13.7        | 75t        | 1         |
| McCready, S (Nat)      | 20         | 242          | 12.1        | 55t        | 2         |
| Pinkard,M              | 16         | 164          | 10.3        | 33         | 0         |
| Hollings,T             | 8          | 94           | 11.8        | 39         | 0         |
| Griffin,Q              | 5          | 22           | 4.4         | 10         | 0         |
| Allen, J (Nat)         | 5          | 58           | 11.6        | 20         | 0         |
| Parson, R (OAK)        | 2          | 9            | 4.5         | 10         | 0         |
| Wong, J (Nat)          | 1          | 11           | 11.0        | 11         | 0         |
| Washburn,C             | 1          | 3            | 3.0         | 3t         | 1         |
| <b>Hamburg Total</b>   | <b>165</b> | <b>2,164</b> | <b>13.1</b> | <b>75t</b> | <b>16</b> |
| <b>Opponents Total</b> | <b>185</b> | <b>2,046</b> | <b>11.1</b> | <b>65t</b> | <b>11</b> |

## INTERCEPTIONS

|                        | No       | Yds        | Avg         | Lg         | TD       |
|------------------------|----------|------------|-------------|------------|----------|
| Grimes, B (ATL)        | 2        | 54         | 27.0        | 35t        | 1        |
| Mayer,S                | 2        | 17         | 8.5         | 15         | 0        |
| Hardmon,B              | 1        | 34         | 34.0        | 34t        | 1        |
| Wyatt, J (ARI)         | 1        | 25         | 25.0        | 25         | 0        |
| Hori, R (Nat)          | 1        | 8          | 8.0         | 8          | 0        |
| Robertson, B (NYG)     | 1        | 1          | 1.0         | 1          | 0        |
| Walker, J (HOU)        | 1        | 0          | 0.0         | 0          | 0        |
| <b>Hamburg Total</b>   | <b>9</b> | <b>139</b> | <b>15.4</b> | <b>35t</b> | <b>2</b> |
| <b>Opponents Total</b> | <b>8</b> | <b>153</b> | <b>19.1</b> | <b>39</b>  | <b>0</b> |

## PUNTING

|                        | No        | Yds          | Avg         | Net         | TB       | In        | Lg        | B        |
|------------------------|-----------|--------------|-------------|-------------|----------|-----------|-----------|----------|
| Anderson, A (ATL)      | 41        | 1,680        | 41.0        | 34.8        | 6        | 15        | 60        | 0        |
| <b>Hamburg Total</b>   | <b>41</b> | <b>1,680</b> | <b>41.0</b> | <b>34.8</b> | <b>6</b> | <b>15</b> | <b>60</b> | <b>0</b> |
| <b>Opponents Total</b> | <b>44</b> | <b>1,812</b> | <b>41.2</b> | <b>36.8</b> | <b>1</b> | <b>16</b> | <b>60</b> | <b>1</b> |

## PUNT RETURNS

|                        | No        | FC        | Yds        | Avg         | Lg        | TD       |
|------------------------|-----------|-----------|------------|-------------|-----------|----------|
| Hollings,T             | 1         | 0         | 8          | 8.0         | 8         | 0        |
| Davis,J                | 4         | 0         | 25         | 6.3         | 18        | 0        |
| Parson, R (OAK)        | 19        | 4         | 101        | 5.3         | 20        | 0        |
| Wyatt, J (ARI)         | 0         | 1         | 0          | 0.0         | 0         | 0        |
| <b>Hamburg Total</b>   | <b>24</b> | <b>5</b>  | <b>134</b> | <b>5.6</b>  | <b>20</b> | <b>0</b> |
| <b>Opponents Total</b> | <b>13</b> | <b>12</b> | <b>133</b> | <b>10.2</b> | <b>22</b> | <b>0</b> |

## KICKOFF RETURNS

|                        | No        | FC       | Yds          | Avg         | Lg        | TD       |
|------------------------|-----------|----------|--------------|-------------|-----------|----------|
| Griffin,Q              | 9         | 0        | 332          | 36.9        | 79        | 0        |
| Allen, J (Nat)         | 2         | 0        | 57           | 28.5        | 45        | 0        |
| Parson, R (OAK)        | 20        | 0        | 455          | 22.8        | 55        | 0        |
| Davis,J                | 4         | 0        | 86           | 21.5        | 30        | 0        |
| Hollings,T             | 1         | 0        | 15           | 15.0        | 15        | 0        |
| Hargrave, J (DET)      | 1         | 0        | 9            | 9.0         | 9         | 0        |
| Johnson, T (DEN)       | 2         | 0        | 0            | 0.0         | 0         | 0        |
| <b>Hamburg Total</b>   | <b>40</b> | <b>0</b> | <b>962</b>   | <b>24.1</b> | <b>79</b> | <b>0</b> |
| <b>Opponents Total</b> | <b>48</b> | <b>0</b> | <b>1,112</b> | <b>23.2</b> | <b>49</b> | <b>0</b> |

## FIELD GOALS

|                        | 1-19       | 20-29      | 30-39      | 40-49      | 50+        | Total        |
|------------------------|------------|------------|------------|------------|------------|--------------|
| Andrus, S (IND)        | 0-0        | 5-5        | 5-6        | 4-4        | 0-2        | 14-17        |
| <b>Hamburg Total</b>   | <b>0-0</b> | <b>5-5</b> | <b>5-6</b> | <b>4-4</b> | <b>0-2</b> | <b>14-17</b> |
| <b>Opponents Total</b> | <b>0-0</b> | <b>4-4</b> | <b>4-5</b> | <b>1-3</b> | <b>1-3</b> | <b>10-15</b> |



# HAMBURG SEA DEVILS STATISTICS

2007 Season, Week 10



| SACKS                  | No          | Yds          |
|------------------------|-------------|--------------|
| Ishola, B (Nat)        | 5.0         | 45.0         |
| Kurpeikis, J           | 5.0         | 33.0         |
| Smith, T               | 4.0         | 25.0         |
| Gibson, G              | 3.5         | 22.5         |
| Washburn, C            | 1.0         | 6.5          |
| Wyatt, J (ARI)         | 1.0         | 6.0          |
| Hardmon, B             | 1.0         | 6.0          |
| Hurtado, J (Nat)       | 1.0         | 5.0          |
| Robertson, B (NYG)     | 1.0         | 3.0          |
| Williams, S            | 1.0         | 2.0          |
| Bray, T (HOU)          | 1.0         | 1.0          |
| Sandidge, T (STL)      | 0.5         | 4.0          |
| <i>Hamburg Total</i>   | <i>25.0</i> | <i>159.0</i> |
| <i>Opponents Total</i> | <i>18.0</i> | <i>86.0</i>  |

| DEFENSE               | TT         | UT         | AT        | SACK        | PD        | FF        | SPEC      | SPEC     | MISC      | MISC     | BLOCKED KICKS |          |          |
|-----------------------|------------|------------|-----------|-------------|-----------|-----------|-----------|----------|-----------|----------|---------------|----------|----------|
|                       |            |            |           |             |           |           | UT        | AT       | TACK      | AT       | P             | FG       | PAT      |
| Mayer, S              | 69         | 60         | 9         | 0.0         | 7         | 0         | 5         | 0        | 0         | 0        | 0             | 0        | 0        |
| Robertson, B (NYG)    | 37         | 27         | 10        | 1.0         | 2         | 1         | 0         | 0        | 0         | 0        | 0             | 0        | 0        |
| Kurpeikis, J          | 31         | 27         | 4         | 5.0         | 4         | 2         | 3         | 0        | 0         | 0        | 0             | 0        | 1        |
| Wyatt, J (ARI)        | 30         | 26         | 4         | 1.0         | 4         | 1         | 3         | 0        | 0         | 0        | 0             | 0        | 0        |
| Harden, M             | 29         | 28         | 1         | 0.0         | 7         | 0         | 1         | 1        | 0         | 0        | 0             | 0        | 0        |
| Hardmon, B            | 29         | 23         | 6         | 1.0         | 4         | 0         | 1         | 0        | 0         | 0        | 0             | 0        | 0        |
| Grimes, B (ATL)       | 29         | 28         | 1         | 0.0         | 6         | 0         | 1         | 0        | 0         | 0        | 0             | 0        | 0        |
| Bray, T (HOU)         | 28         | 21         | 7         | 1.0         | 0         | 0         | 5         | 0        | 0         | 0        | 0             | 0        | 0        |
| Smith, T              | 26         | 23         | 3         | 4.0         | 4         | 1         | 0         | 0        | 0         | 0        | 0             | 0        | 0        |
| Walker, J (HOU)       | 25         | 18         | 7         | 0.0         | 7         | 0         | 1         | 1        | 0         | 0        | 0             | 0        | 0        |
| Reid, L (DEN)         | 22         | 18         | 4         | 0.0         | 2         | 0         | 6         | 0        | 0         | 0        | 0             | 0        | 0        |
| Ishola, B (Nat)       | 22         | 21         | 1         | 5.0         | 1         | 1         | 3         | 0        | 0         | 0        | 0             | 0        | 0        |
| Hurtado, J (Nat)      | 21         | 18         | 3         | 1.0         | 1         | 0         | 4         | 1        | 0         | 0        | 0             | 0        | 0        |
| Gibson, G             | 20         | 18         | 2         | 3.5         | 0         | 0         | 0         | 0        | 0         | 0        | 0             | 0        | 0        |
| Durde, A (Nat)        | 17         | 12         | 5         | 0.0         | 1         | 0         | 1         | 1        | 0         | 0        | 0             | 0        | 0        |
| Hori, R (Nat)         | 16         | 14         | 2         | 0.0         | 2         | 0         | 3         | 2        | 0         | 0        | 0             | 0        | 0        |
| Sandidge, T (STL)     | 16         | 12         | 4         | 0.5         | 3         | 1         | 0         | 0        | 0         | 0        | 0             | 0        | 0        |
| Hargrave, J (DET)     | 11         | 7          | 4         | 0.0         | 0         | 0         | 2         | 0        | 0         | 0        | 0             | 0        | 0        |
| Kern, K               | 10         | 8          | 2         | 0.0         | 0         | 1         | 5         | 0        | 0         | 0        | 0             | 0        | 0        |
| Verdon, J (CIN)       | 8          | 5          | 3         | 0.0         | 0         | 1         | 0         | 0        | 0         | 0        | 0             | 0        | 0        |
| Team,                 | 8          | 8          | 0         | 0.0         | 0         | 1         | 0         | 0        | 3         | 0        | 0             | 0        | 0        |
| Williams, S           | 6          | 6          | 0         | 1.0         | 0         | 1         | 0         | 0        | 0         | 0        | 0             | 0        | 0        |
| Washburn, C           | 2          | 1          | 1         | 1.0         | 0         | 0         | 0         | 0        | 0         | 0        | 0             | 0        | 0        |
| Adibi, N (TEN)        | 2          | 0          | 2         | 0.0         | 0         | 0         | 1         | 0        | 0         | 0        | 0             | 0        | 0        |
| Hollings, T           | 1          | 1          | 0         | 0.0         | 0         | 0         | 1         | 0        | 0         | 0        | 1             | 0        | 0        |
| Andrus, S (IND)       | 0          | 0          | 0         | 0.0         | 0         | 0         | 1         | 0        | 0         | 0        | 0             | 0        | 0        |
| Bramlet, C (WAS)      | 0          | 0          | 0         | 0.0         | 0         | 0         | 0         | 0        | 1         | 0        | 0             | 0        | 0        |
| Rutherford, R         | 0          | 0          | 0         | 0.0         | 0         | 0         | 0         | 0        | 1         | 0        | 0             | 0        | 0        |
| Maxwell, M (SF)       | 0          | 0          | 0         | 0.0         | 0         | 0         | 1         | 0        | 2         | 0        | 0             | 0        | 0        |
| Allen, J (Nat)        | 0          | 0          | 0         | 0.0         | 0         | 0         | 0         | 0        | 1         | 0        | 0             | 0        | 0        |
| Durham, R             | 0          | 0          | 0         | 0.0         | 0         | 0         | 1         | 0        | 0         | 0        | 0             | 0        | 0        |
| Brisiel, M (HOU)      | 0          | 0          | 0         | 0.0         | 1         | 0         | 0         | 0        | 0         | 0        | 0             | 0        | 0        |
| Parquet, J (STL)      | 0          | 0          | 0         | 0.0         | 0         | 0         | 0         | 0        | 1         | 0        | 0             | 0        | 0        |
| Blomvall, C (Nat)     | 0          | 0          | 0         | 0.0         | 0         | 0         | 0         | 0        | 1         | 0        | 0             | 0        | 0        |
| Davis, J              | 0          | 0          | 0         | 0.0         | 0         | 0         | 0         | 0        | 1         | 0        | 0             | 0        | 0        |
| Johnson, T (DEN)      | 0          | 0          | 0         | 0.0         | 0         | 0         | 0         | 0        | 1         | 0        | 0             | 0        | 0        |
| Pinkard, M            | 0          | 0          | 0         | 0.0         | 0         | 0         | 0         | 0        | 1         | 0        | 0             | 0        | 0        |
| Rice, J               | 0          | 0          | 0         | 0.0         | 2         | 0         | 1         | 0        | 0         | 0        | 0             | 0        | 0        |
| Telp, D               | 0          | 0          | 0         | 0.0         | 0         | 0         | 1         | 0        | 0         | 0        | 0             | 0        | 0        |
| <i>Hamburg Total</i>  | <i>519</i> | <i>432</i> | <i>87</i> | <i>25.0</i> | <i>58</i> | <i>11</i> | <i>52</i> | <i>6</i> | <i>13</i> | <i>0</i> | <i>1</i>      | <i>0</i> | <i>1</i> |
| <i>Opponent Total</i> | <i>487</i> | <i>397</i> | <i>90</i> | <i>18.0</i> | <i>64</i> | <i>8</i>  | <i>56</i> | <i>7</i> | <i>12</i> | <i>0</i> | <i>0</i>      | <i>0</i> | <i>0</i> |



# RHEIN FIRE STATISTICS

2007 Season, Week 10



## WON 4, LOST 6

|                         |   |       |             |                |
|-------------------------|---|-------|-------------|----------------|
| Apr 14                  | L | 3-15  | Berlin      | 30,355         |
| Apr 20                  | W | 16-10 | @ Amsterdam | 14,611         |
| Apr 28                  | L | 6-14  | Cologne     | 21,347         |
| May 6                   | L | 9-34  | @ Hamburg   | 19,347         |
| May 12                  | W | 27-24 | Frankfurt   | 27,349         |
| May 19                  | L | 17-20 | @ Cologne   | 22,154         |
| May 26                  | L | 10-23 | @ Frankfurt | 32,789         |
| Jun 3                   | W | 41-38 | Amsterdam   | 20,355         |
| Jun 8                   | W | 24-17 | @ Berlin    | 12,114         |
| Jun 16                  | L | 13-17 | Hamburg     | 22,980         |
| <i>Total Attendance</i> |   |       |             | <i>223,401</i> |

## RUSHING

|                        | No         | Yds          | Avg        | Lg         | TD        |
|------------------------|------------|--------------|------------|------------|-----------|
| Anthony,C              | 38         | 158          | 4.2        | 11         | 1         |
| Henderson, T (ATL)     | 51         | 144          | 2.8        | 19         | 3         |
| Franklin,M             | 53         | 133          | 2.5        | 16         | 2         |
| Pickett,C              | 31         | 132          | 4.3        | 27         | 0         |
| Riggs, G (CHI)         | 40         | 95           | 2.4        | 16         | 0         |
| Lewis,J                | 8          | 35           | 4.4        | 13         | 1         |
| Peterson, D (BUF)      | 1          | 23           | 23.0       | 23         | 0         |
| Hughes, C (PIT)        | 1          | 20           | 20.0       | 20         | 0         |
| Dixon,J                | 5          | 20           | 4.0        | 7          | 0         |
| Washington, JD (STL)   | 5          | 5            | 1.0        | 4          | 0         |
| Williams, L (OAK)      | 3          | 0            | 0.0        | 8          | 0         |
| Elliott, B (SD)        | 8          | -1           | -0.1       | 5          | 0         |
| <i>Rhein Total</i>     | <i>244</i> | <i>764</i>   | <i>3.1</i> | <i>27</i>  | <i>7</i>  |
| <i>Opponents Total</i> | <i>265</i> | <i>1,193</i> | <i>4.5</i> | <i>62t</i> | <i>10</i> |

## TEAM STATISTICS

|                     | Rhein   | Opponents |
|---------------------|---------|-----------|
| TOTAL FIRST DOWNS   | 152     | 185       |
| Rushing             | 45      | 63        |
| Passing             | 89      | 106       |
| Penalty             | 18      | 16        |
| 3rd Down: Made/Att  | 48/128  | 48/128    |
| 3rd Down Pct.       | 37.5%   | 37.5%     |
| 4th Down: Made/Att  | 5/11    | 3/7       |
| 4th Down Pct.       | 45.5%   | 42.9%     |
| POSSESSION AVG.     | 29:09   | 30:51     |
| TOTAL NET YARDS     | 2,373   | 3,108     |
| Avg. Per Game       | 237.3   | 310.8     |
| Total Plays         | 568     | 348       |
| Avg. Per Play       | 4.2     | 8.9       |
| NET YARDS RUSHING   | 764     | 1,193     |
| Avg. Per Game       | 76.4    | 119.3     |
| Total Rushes        | 244     | 265       |
| NET YARDS PASSING   | 1,609   | 1,915     |
| Avg. Per Game       | 160.9   | 191.5     |
| Sacked/Yards Lost   | 26/209  | 20/157    |
| Gross Yards         | 1,818   | 2,072     |
| Att/Completions     | 298/175 | 328/194   |
| Completion Pct.     | 58.7%   | 59.1%     |
| Had Intercepted     | 8       | 10        |
| PUNTS/AVERAGE       | 48/43.2 | 41/41.0   |
| Net Punting Average | 37.7    | 34.4      |
| PENALTIES/YARDS     | 68/552  | 67/566    |
| FUMBLES/BALL LOST   | 23/14   | 14/9      |
| TOUCHDOWNS          | 18      | 22        |
| Rushing             | 7       | 10        |
| Passing             | 7       | 10        |
| Returns             | 4       | 2         |

## RECEIVING

|                        | No         | Yds          | Avg         | Lg        | TD        |
|------------------------|------------|--------------|-------------|-----------|-----------|
| Sam, P.K. (MIA)        | 32         | 529          | 16.5        | 46        | 3         |
| Franklin,M             | 23         | 166          | 7.2         | 38        | 0         |
| Allen, M (Nat)         | 21         | 222          | 10.6        | 24        | 1         |
| Mulcahy, S (CIN)       | 16         | 150          | 9.4         | 22        | 2         |
| Jensen,E               | 14         | 107          | 7.6         | 12        | 0         |
| Williams, L (OAK)      | 11         | 154          | 14.0        | 24        | 0         |
| Anthony,C              | 11         | 132          | 12.0        | 45t       | 1         |
| Outlaw, J.J. (PHI)     | 10         | 110          | 11.0        | 19        | 0         |
| Henderson, T (ATL)     | 9          | 27           | 3.0         | 8         | 0         |
| Bonner, C (WAS)        | 8          | 48           | 6.0         | 13        | 0         |
| Luoto, I (Nat)         | 5          | 39           | 7.8         | 13        | 0         |
| Riggs, G (CHI)         | 4          | 20           | 5.0         | 7         | 0         |
| Ogawa, M (Nat)         | 4          | 29           | 7.3         | 14        | 0         |
| Dixon,J                | 3          | 19           | 6.3         | 13        | 0         |
| Peterson, D (BUF)      | 3          | 58           | 19.3        | 39        | 0         |
| Lewis,J                | 1          | 8            | 8.0         | 8         | 0         |
| <i>Rhein Total</i>     | <i>175</i> | <i>1,818</i> | <i>10.4</i> | <i>46</i> | <i>7</i>  |
| <i>Opponents Total</i> | <i>194</i> | <i>2,072</i> | <i>10.7</i> | <i>50</i> | <i>10</i> |

## INTERCEPTIONS

|                        | No        | Yds        | Avg         | Lg         | TD       |
|------------------------|-----------|------------|-------------|------------|----------|
| Pace,A                 | 2         | 79         | 39.5        | 60t        | 1        |
| Enzor,J                | 2         | 72         | 36.0        | 65t        | 2        |
| Hendricks, C (TB)      | 1         | 68         | 68.0        | 68t        | 1        |
| Costanzo, B (NYJ)      | 1         | 37         | 37.0        | 37         | 0        |
| Carlyle,C              | 1         | 27         | 27.0        | 27         | 0        |
| Yancy, R (Nat)         | 1         | 8          | 8.0         | 8          | 0        |
| Koonce, R (PIT)        | 1         | 7          | 7.0         | 7          | 0        |
| Dada,W                 | 1         | 1          | 1.0         | 1          | 0        |
| <i>Rhein Total</i>     | <i>10</i> | <i>299</i> | <i>29.9</i> | <i>68t</i> | <i>4</i> |
| <i>Opponents Total</i> | <i>8</i>  | <i>36</i>  | <i>4.5</i>  | <i>21t</i> | <i>1</i> |

## PUNTING

|                        | No        | Yds          | Avg         | Net         | TB       | In        | Lg        | B        |
|------------------------|-----------|--------------|-------------|-------------|----------|-----------|-----------|----------|
| Baughner, D (NE)       | 47        | 2,040        | 43.4        | 37.9        | 4        | 15        | 59        | 1        |
| Hughes, C (PIT)        | 1         | 33           | 33.0        | 25.0        | 0        | 1         | 33        | 0        |
| <i>Rhein Total</i>     | <i>48</i> | <i>2,073</i> | <i>43.2</i> | <i>37.7</i> | <i>4</i> | <i>16</i> | <i>59</i> | <i>1</i> |
| <i>Opponents Total</i> | <i>41</i> | <i>1,682</i> | <i>41.0</i> | <i>34.4</i> | <i>2</i> | <i>9</i>  | <i>59</i> | <i>2</i> |

## PUNT RETURNS

|                        | No        | FC        | Yds        | Avg        | Lg        | TD       |
|------------------------|-----------|-----------|------------|------------|-----------|----------|
| Outlaw, J.J. (PHI)     | 1         | 2         | 11         | 11.0       | 11        | 0        |
| Franklin,M             | 17        | 8         | 151        | 8.9        | 23        | 0        |
| Carlyle,C              | 1         | 0         | 0          | 0.0        | 0         | 0        |
| <i>Rhein Total</i>     | <i>19</i> | <i>10</i> | <i>162</i> | <i>8.5</i> | <i>23</i> | <i>0</i> |
| <i>Opponents Total</i> | <i>23</i> | <i>10</i> | <i>148</i> | <i>6.4</i> | <i>21</i> | <i>1</i> |

## KICKOFF RETURNS

|                        | No        | FC       | Yds        | Avg         | Lg        | TD       |
|------------------------|-----------|----------|------------|-------------|-----------|----------|
| Lewis,J                | 1         | 0        | 27         | 27.0        | 27        | 0        |
| Peterson, D (BUF)      | 2         | 0        | 49         | 24.5        | 27        | 0        |
| Franklin,M             | 15        | 0        | 336        | 22.4        | 29        | 0        |
| Henderson, T (ATL)     | 5         | 0        | 106        | 21.2        | 28        | 0        |
| Hendricks, C (TB)      | 9         | 0        | 190        | 21.1        | 41        | 0        |
| Dada,W                 | 5         | 0        | 105        | 21.0        | 25        | 0        |
| Outlaw, J.J. (PHI)     | 5         | 0        | 56         | 11.2        | 20        | 0        |
| Allen, M (Nat)         | 1         | 0        | 7          | 7.0         | 7         | 0        |
| Hardy, J (SF)          | 1         | 0        | 0          | 0.0         | 0         | 0        |
| Williams, L (OAK)      | 0         | 0        | 19         | 0.0         | 19        | 0        |
| <i>Rhein Total</i>     | <i>44</i> | <i>0</i> | <i>895</i> | <i>20.3</i> | <i>41</i> | <i>0</i> |
| <i>Opponents Total</i> | <i>38</i> | <i>0</i> | <i>785</i> | <i>20.7</i> | <i>56</i> | <i>0</i> |

## FIELD GOALS

|                        | 1-19       | 20-29      | 30-39        | 40-49      | 50+        | Total        |
|------------------------|------------|------------|--------------|------------|------------|--------------|
| Brubaker,M             | 0-0        | 0-0        | 6-6          | 1-2        | 0-0        | 7-8          |
| Hughes, C (PIT)        | 0-0        | 3-3        | 4-4          | 0-0        | 0-0        | 7-7          |
| <i>Rhein Total</i>     | <i>0-0</i> | <i>3-3</i> | <i>10-10</i> | <i>1-2</i> | <i>0-0</i> | <i>14-15</i> |
| <i>Opponents Total</i> | <i>0-0</i> | <i>3-3</i> | <i>6-9</i>   | <i>5-7</i> | <i>2-2</i> | <i>16-21</i> |

## SCORE BY PERIODS

|           | 1  | 2  | 3  | 4  | OT | Total |
|-----------|----|----|----|----|----|-------|
| Rhein     | 44 | 56 | 37 | 29 | 0  | 166   |
| Opponents | 44 | 61 | 52 | 55 | 0  | 212   |

## SCORING

|                        | TD        | Ru        | Pa       | Rt           | PAT        | 2PAT         | FG       | S          | TP |
|------------------------|-----------|-----------|----------|--------------|------------|--------------|----------|------------|----|
| Brubaker,M             | 0         | 0         | 0        | 15/16        | 0/0        | 7/8          | 0        | 36         |    |
| Hughes, C (PIT)        | 0         | 0         | 0        | 1/1          | 0/0        | 7/7          | 0        | 22         |    |
| Sam, P.K. (MIA)        | 0         | 3         | 0        | 0/0          | 0/0        | 0/0          | 0        | 18         |    |
| Henderson, T (ATL)     | 3         | 0         | 0        | 0/0          | 0/0        | 0/0          | 0        | 18         |    |
| Franklin,M             | 2         | 0         | 0        | 0/0          | 0/0        | 0/0          | 0        | 12         |    |
| Mulcahy, S (CIN)       | 0         | 2         | 0        | 0/0          | 0/0        | 0/0          | 0        | 12         |    |
| Enzor,J                | 0         | 0         | 2        | 0/0          | 0/0        | 0/0          | 0        | 12         |    |
| Anthony,C              | 1         | 1         | 0        | 0/0          | 0/0        | 0/0          | 0        | 12         |    |
| Pace,A                 | 0         | 0         | 1        | 0/0          | 0/0        | 0/0          | 0        | 6          |    |
| Hendricks, C (TB)      | 0         | 0         | 1        | 0/0          | 0/0        | 0/0          | 0        | 6          |    |
| Allen, M (Nat)         | 0         | 1         | 0        | 0/0          | 0/0        | 0/0          | 0        | 6          |    |
| Lewis,J                | 1         | 0         | 0        | 0/0          | 0/0        | 0/0          | 0        | 6          |    |
| Baughner, D (NE)       | 0         | 0         | 0        | 0/1          | 0/0        | 0/0          | 0        | 0          |    |
| <i>Rhein Total</i>     | <i>7</i>  | <i>7</i>  | <i>4</i> | <i>16/18</i> | <i>0/0</i> | <i>14-15</i> | <i>0</i> | <i>166</i> |    |
| <i>Opponents Total</i> | <i>10</i> | <i>10</i> | <i>3</i> | <i>22/22</i> | <i>1/1</i> | <i>16-21</i> | <i>0</i> | <i>212</i> |    |



# RHEIN FIRE STATISTICS

2007 Season, Week 10



| PASSING                | Att        | Cmp        | Yds          | Cmp%         | Yds/Att     | TD        | TD%         | Int       | Int%        | Lg        | Sk/Lost       | Rating      |
|------------------------|------------|------------|--------------|--------------|-------------|-----------|-------------|-----------|-------------|-----------|---------------|-------------|
| Pickett,C              | 205        | 132        | 1,373        | 64.4%        | 6.70        | 6         | 2.9%        | 6         | 2.9%        | 46        | 20/159        | 81.2        |
| Elliott, B (SD)        | 91         | 42         | 427          | 46.2%        | 4.69        | 1         | 1.1%        | 2         | 2.2%        | 30        | 6/50          | 54.6        |
| Williams, L (OAK)      | 2          | 1          | 18           | 50.0%        | 9.00        | 0         | 0.0%        | 0         | 0.0%        | 18        | 0/0           | 81.3        |
| <i>Rhein Total</i>     | <i>298</i> | <i>175</i> | <i>1,818</i> | <i>58.7%</i> | <i>6.10</i> | <i>7</i>  | <i>2.3%</i> | <i>8</i>  | <i>2.7%</i> | <i>46</i> | <i>26/209</i> | <i>73.1</i> |
| <i>Opponents Total</i> | <i>328</i> | <i>194</i> | <i>2,072</i> | <i>59.1%</i> | <i>6.32</i> | <i>10</i> | <i>3.0%</i> | <i>10</i> | <i>3.0%</i> | <i>50</i> | <i>20/157</i> | <i>75.2</i> |

| SACKS                  | No          | Yds          |
|------------------------|-------------|--------------|
| Rehage, D (PIT)        | 3.5         | 35.0         |
| Mohr, C (Nat)          | 3.0         | 29.0         |
| Ville,Z                | 3.0         | 24.0         |
| Schmidt,B              | 3.0         | 14.0         |
| Costanzo, B (NYJ)      | 2.0         | 15.0         |
| Strong,D               | 1.5         | 12.0         |
| Enzor,J                | 1.0         | 8.0          |
| Koonce, R (PIT)        | 1.0         | 7.0          |
| Bozeman, M (ATL)       | 1.0         | 5.0          |
| Rice, M (DET)          | 0.5         | 5.0          |
| Solano, S (Nat)        | 0.5         | 3.0          |
| <i>Rhein Total</i>     | <i>20.0</i> | <i>157.0</i> |
| <i>Opponents Total</i> | <i>27.0</i> | <i>228.0</i> |

| DEFENSE               | TT         | UT         | AT         | SACK        | PD        | FF        | SPEC      | SPEC      | MISC     | MISC     | BLOCKED KICKS |          |          |
|-----------------------|------------|------------|------------|-------------|-----------|-----------|-----------|-----------|----------|----------|---------------|----------|----------|
|                       |            |            |            |             |           |           | UT        | AT        | TACK     | AT       | P             | FG       | PAT      |
| Pace,A                | 47         | 41         | 6          | 0.0         | 5         | 1         | 1         | 0         | 0        | 0        | 0             | 0        | 0        |
| Hendricks, C (TB)     | 47         | 44         | 3          | 0.0         | 13        | 0         | 5         | 0         | 0        | 0        | 0             | 0        | 0        |
| Costanzo, B (NYJ)     | 47         | 40         | 7          | 2.0         | 8         | 1         | 5         | 1         | 0        | 0        | 0             | 0        | 0        |
| Dada,W                | 36         | 28         | 8          | 0.0         | 10        | 1         | 2         | 1         | 0        | 0        | 0             | 0        | 0        |
| Rehage, D (PIT)       | 34         | 26         | 8          | 3.5         | 1         | 0         | 2         | 1         | 0        | 0        | 0             | 0        | 0        |
| Hardy, J (SF)         | 29         | 21         | 8          | 0.0         | 5         | 1         | 4         | 0         | 0        | 0        | 0             | 0        | 0        |
| Enzor,J               | 29         | 24         | 5          | 1.0         | 3         | 1         | 0         | 1         | 0        | 0        | 2             | 0        | 0        |
| Carlyle,C             | 28         | 24         | 4          | 0.0         | 5         | 1         | 3         | 0         | 0        | 0        | 0             | 0        | 0        |
| Mohr, C (Nat)         | 28         | 24         | 4          | 3.0         | 1         | 1         | 1         | 2         | 0        | 0        | 0             | 0        | 0        |
| Strong,D              | 28         | 21         | 7          | 1.5         | 3         | 1         | 0         | 1         | 0        | 0        | 0             | 0        | 0        |
| Bozeman, M (ATL)      | 26         | 19         | 7          | 1.0         | 0         | 0         | 0         | 0         | 0        | 0        | 0             | 0        | 0        |
| Rice, M (DET)         | 21         | 16         | 5          | 0.5         | 0         | 0         | 0         | 0         | 0        | 0        | 0             | 0        | 0        |
| Koonce, R (PIT)       | 19         | 15         | 4          | 1.0         | 1         | 0         | 2         | 0         | 0        | 0        | 0             | 0        | 0        |
| Schmidt,B             | 19         | 15         | 4          | 3.0         | 0         | 1         | 0         | 0         | 0        | 0        | 0             | 0        | 0        |
| Solano, S (Nat)       | 15         | 11         | 4          | 0.5         | 1         | 0         | 0         | 0         | 0        | 0        | 0             | 0        | 0        |
| Richardson, D (JAX)   | 11         | 8          | 3          | 0.0         | 0         | 0         | 0         | 0         | 0        | 0        | 0             | 0        | 0        |
| Castaneda, E (Nat)    | 10         | 6          | 4          | 0.0         | 0         | 0         | 4         | 1         | 0        | 0        | 0             | 0        | 0        |
| Bailey,C              | 10         | 7          | 3          | 0.0         | 0         | 0         | 1         | 0         | 0        | 0        | 0             | 0        | 0        |
| Guerrero, A (MIN)     | 9          | 9          | 0          | 0.0         | 0         | 0         | 0         | 0         | 0        | 0        | 0             | 0        | 0        |
| Yancy, R (Nat)        | 8          | 8          | 0          | 0.0         | 3         | 0         | 2         | 0         | 0        | 0        | 0             | 0        | 0        |
| Ville,Z               | 8          | 4          | 4          | 3.0         | 2         | 0         | 0         | 0         | 0        | 0        | 0             | 0        | 0        |
| Watts, D (Nat)        | 6          | 4          | 2          | 0.0         | 0         | 0         | 0         | 0         | 0        | 0        | 0             | 0        | 0        |
| Harris,T              | 5          | 4          | 1          | 0.0         | 0         | 0         | 1         | 0         | 0        | 0        | 0             | 0        | 0        |
| Harris,A              | 4          | 3          | 1          | 0.0         | 0         | 0         | 0         | 0         | 0        | 0        | 0             | 0        | 0        |
| Hoffman,R             | 4          | 4          | 0          | 0.0         | 0         | 0         | 0         | 0         | 0        | 0        | 0             | 0        | 0        |
| Riggs, G (CHI)        | 1          | 1          | 0          | 0.0         | 0         | 0         | 1         | 0         | 0        | 0        | 0             | 0        | 0        |
| Jordan,B              | 1          | 0          | 1          | 0.0         | 0         | 0         | 5         | 0         | 0        | 0        | 0             | 0        | 0        |
| Clinkscale, J (TB)    | 1          | 1          | 0          | 0.0         | 0         | 0         | 0         | 0         | 0        | 0        | 0             | 0        | 0        |
| Malone, A (GB)        | 1          | 0          | 1          | 0.0         | 0         | 0         | 0         | 0         | 0        | 0        | 0             | 0        | 0        |
| Team,                 | 1          | 1          | 0          | 0.0         | 0         | 0         | 2         | 0         | 1        | 0        | 0             | 0        | 0        |
| Jones,E               | 1          | 1          | 0          | 0.0         | 0         | 0         | 0         | 0         | 0        | 0        | 0             | 0        | 0        |
| Pickett,C             | 0          | 0          | 0          | 0.0         | 0         | 0         | 0         | 0         | 1        | 0        | 0             | 0        | 0        |
| Sam, P.K. (MIA)       | 0          | 0          | 0          | 0.0         | 0         | 0         | 0         | 0         | 2        | 0        | 0             | 0        | 0        |
| Franklin,M            | 0          | 0          | 0          | 0.0         | 0         | 0         | 3         | 0         | 0        | 0        | 0             | 0        | 0        |
| Henderson, T (ATL)    | 0          | 0          | 0          | 0.0         | 0         | 0         | 1         | 0         | 0        | 0        | 0             | 0        | 0        |
| Dixon,J               | 0          | 0          | 0          | 0.0         | 0         | 0         | 1         | 1         | 0        | 0        | 0             | 0        | 0        |
| Martin, J (MIN)       | 0          | 0          | 0          | 0.0         | 0         | 0         | 0         | 0         | 1        | 0        | 0             | 0        | 0        |
| Mulcahy, S (CIN)      | 0          | 0          | 0          | 0.0         | 0         | 0         | 1         | 0         | 0        | 0        | 0             | 0        | 0        |
| Williams, L (OAK)     | 0          | 0          | 0          | 0.0         | 0         | 0         | 2         | 1         | 0        | 0        | 0             | 0        | 0        |
| Jensen,E              | 0          | 0          | 0          | 0.0         | 0         | 0         | 1         | 0         | 3        | 0        | 0             | 0        | 0        |
| Allen, M (Nat)        | 0          | 0          | 0          | 0.0         | 0         | 0         | 1         | 0         | 0        | 0        | 0             | 0        | 0        |
| Peterson, D (BUF)     | 0          | 0          | 0          | 0.0         | 0         | 0         | 3         | 0         | 0        | 0        | 0             | 0        | 0        |
| Anthony,C             | 0          | 0          | 0          | 0.0         | 0         | 0         | 1         | 1         | 1        | 0        | 0             | 0        | 0        |
| <i>Rhein Total</i>    | <i>535</i> | <i>431</i> | <i>104</i> | <i>20.0</i> | <i>62</i> | <i>9</i>  | <i>55</i> | <i>11</i> | <i>9</i> | <i>0</i> | <i>2</i>      | <i>0</i> | <i>0</i> |
| <i>Opponent Total</i> | <i>505</i> | <i>409</i> | <i>96</i>  | <i>27.0</i> | <i>57</i> | <i>14</i> | <i>58</i> | <i>9</i>  | <i>9</i> | <i>0</i> | <i>2</i>      | <i>0</i> | <i>1</i> |